

HIGH BRIDGE BOROUGH BOARD OF EDUCATION

BOARD SECRETARY'S REPORT FOR THE MONTH OF AUGUST, 2020

CASH BALANCE

Balance 7/31/20	\$	1,940,572.01
Receipts 8/20	\$	2,129,493.98
Expend 8/20	\$	(383,670.88)

Cash Balance 8/31/2020	\$	3,686,395.11
------------------------	----	--------------

CASH IN BANK

Fund 10-101	Operating Account	\$	2,486,083.25
Fund 10-116	Capital Reserve Account	\$	628,159.01
Fund 10-117	Maintenance Reserve Account	\$	180,352.40
Fund 20-101	Special Revenue Funds	\$	(3,248.55)
Fund 30-101	Capital Project Funds		
Fund 40-101	Debt Service Funds	\$	395,049.00

Total Cash in Bank 8/31/2020	\$	3,686,395.11
------------------------------	----	--------------

Pursuant to N.J.A.C. 6:30-2.13(d)*, I certify that as of August 31, 2020 no budgetary line item account has been overexpended in violation of N.J.A.C. 6:20-2.13(a)*.


Board Secretary

9/9/20
Date

REPORT OF THE TREASURER
HIGH BRIDGE BOARD OF EDUCATION
August, 2020

FUNDS	Beginning Cash Balance	Cash Receipts This Month	Cash Disbursements This Month	Journal Entries Redistributions	Ending Cash Balance
GOVERNMENTAL FUNDS					
General Fund - Fund 10-101	\$ 1,118,285.84	\$ 1,665,949.42	\$ 298,152.01		\$ 2,486,083.25
Capital Reserve-Fund 10-116	\$ 628,079.22	\$ 79.79			\$ 628,159.01
Maintenance Reserve-Fund 10-117	\$ 180,329.49	\$ 22.91			\$ 180,352.40
Special Revenue Fund - Fund 20	\$ 13,877.46	\$ 142.86	\$ 17,268.87		\$ (3,248.55)
Capital Projects - Fund 30					\$ -
Debt Service Fund - Fund 40	\$ -	\$ 463,299.00	\$ 68,250.00		\$ 395,049.00
Total Governmental Funds	\$ 1,940,572.01	\$ 2,129,493.98	\$ 383,670.88	\$ -	\$ 3,686,395.11
CAFETERIA ACCOUNT	\$ 2,875.66	\$ 4,518.45	\$ 3,418.36		\$ 3,975.75
STUDENT ACTIVITY ACCOUNT	\$ 9,071.78	\$ 2,047.78	\$ 363.00		\$ 10,756.56
TRUST AND AGENCY FUNDS					
Payroll	\$15,934.45	\$ 60,097.08	\$ 60,094.51		\$ 15,937.02
Payroll Agency	\$4,757.28	\$ 43,773.05	\$ 36,576.26		\$ 11,954.07
FSA Account	\$7,457.85	\$ 0.84	\$ 772.52	\$ -	\$ 6,686.17
Unemployment (SUI)	\$116,567.10	\$108.92			\$ 116,676.02
Total Trust & Agency Funds	\$144,716.68	\$103,979.89	\$97,443.29	\$0.00	\$ 151,253.28
TOTAL ALL FUNDS	\$ 2,097,236.13	\$ 2,240,040.10	\$ 484,895.53	\$0.00	\$ 3,852,380.70

Prepared and Submitted By:

Josiah Pasquini

9/9/2020

Date

Interim Balance Sheet

ASSETS AND RESOURCES

ASSETS

101 Cash in checking account	\$ 2,486,083.25	
102-106 Other cash equivalents	\$ 0.00	
Total cash		\$ 2,486,083.25
111 Investments		\$ 0.00
114 Investment interest receivable		\$ 0.00
116 Capital reserve account		\$ 628,159.01
117 Maintenance reserve account		\$ 180,352.40
121 Tax levy receivable		\$ 0.00
Accounts receivable		
132 Interfund	\$ 0.00	
141 Intergovernmental - state	\$ 140,613.45	
142 Intergovernmental - federal	\$ 0.00	
143 Intergovernmental - other	\$ 25,000.00	
153 Other Accounts Receivable	\$ 0.00	
		\$ 165,613.45
Loans receivable		
131 Interfund	\$ 50,049.74	
151 Other Loans Receivable	\$ 0.00	
		\$ 50,049.74
199 Other current assets		\$ 0.00

RESOURCES

301 Estimated revenues (from adjusted budget)	\$ 8,020,413.00	
302 Less: revenues collected or accrued	\$ (1,676,604.32)	
		\$ 6,343,808.68
TOTAL ASSETS AND RESOURCES		\$ 9,854,066.53

LIABILITIES AND FUND EQUITY

LIABILITIES

401 Interfund loans payable	\$ 0.00
402 Interfund accounts payable	\$ 0.00
411 Intergovernmental accounts payable - state	\$ 0.00
412 Intergovernmental accounts payable - federal	\$ 0.00
413 Intergovernmental accounts payable - other	\$ 0.00
421 Accounts payable	\$ 0.00
422 Judgments payable	\$ 0.00
430 Compensated absences payable	\$ 0.00
431 Contracts payable	\$ 0.00
451 Loans payable	\$ 0.00
481 Deferred revenues	\$ 0.00
499 Other current liabilities	\$ 0.00
Total liabilities	\$ 0.00

FUND EQUITY

Appropriated:

753 Reserve for encumbrances - current year			\$ 5,779,789.02	
754 Reserve for encumbrances - prior year			\$ 88,487.81	
761 Reserved fund balance Capital Reserve - July 1, 2020		\$ 627,999.43		
604 Add: Increase in capital reserve		\$ 400.00		
307 Less: Budgeted withdrawal from capital reserve - eligible costs		\$ (250,000.00)		
309 Less: Budgeted withdrawal from capital reserve - excess costs		\$ 0.00		
317 Less: Budgeted withdrawal from capital reserve - transfer to Debt Svc		\$ 0.00		
Subtotal - capital reserve			\$ 378,399.43	
764 Reserved fund balance Maintenance Reserve - July 1, 2020		\$ 180,306.59		
606 Add: Increase in maintenance reserve		\$ 400.00		
310 Less: Budgeted withdrawal from maintenance reserve		\$ 0.00		
Subtotal - maintenance reserve			\$ 180,706.59	
760 Other reserves			\$ 0.00	
771 Designated Fund Balance			\$ 0.00	
772 Designated Fund Balance - ARRA/SEMI			\$ 0.00	
601 Appropriations		\$ 8,703,657.08		
602 Less: expenditures	\$ 803,891.99			
603 Less: encumbrances	\$ 5,868,276.83	\$ (6,672,168.82)	\$ 2,031,488.26	
Appropriations less expenditures				\$ 8,458,871.11
Unappropriated:				
770 Fund Balance, July 1, 2020			\$ 1,723,522.42	
303 Less: budgeted fund balance			\$ (328,327.00)	
Unappropriated fund balance				\$ 1,395,195.42
Total fund equity				\$ 9,854,066.53
TOTAL LIABILITIES AND FUND EQUITY				\$ 9,854,066.53

RECAPITULATION OF FUND BALANCE - CURRENT YEAR ACTIVITY

	Budgeted	Actual	Variance
Appropriations	\$ 8,703,657.08	\$ 6,672,168.82	\$ 2,031,488.26
Less: Revenues	\$ (8,020,413.00)	\$ (1,676,604.32)	\$ (6,343,808.68)
Subtotal	\$ 683,244.08	\$ 4,995,564.50	\$ (4,312,320.42)
Change in capital reserve			
Plus - Increase in reserve	\$ 400.00	\$ 159.58	\$ 240.42
Less - Withdrawal from reserve	\$ (250,000.00)	\$ 0.00	\$ (250,000.00)
Change in maintenance reserve			
Plus - Increase in reserve	\$ 400.00	\$ 45.81	\$ 354.19
Less - Withdrawal from reserve	\$ 0.00	\$ 0.00	\$ 0.00
Less: adjustment to appropriations for Prior Year Encumbrances	\$ (105,717.08)	\$ (105,717.08)	\$ 0.00
Total current year budgeted fund balance	\$ 328,327.00	\$ 4,890,052.81	\$ (4,561,725.81)
Add: Unappropriated fund balance			\$ 1,395,195.42
Total of budgeted and unappropriated fund balance			\$ (3,166,530.39)

Revenues/Sources of Funds

Acct Group	Group Title	Budgeted Est.	Transfers	Adj. Budget	Act to Date	Unrealized Under/(Over)
Recap	From Recap of Fund Balance	328,327.00	105,717.08	434,044.08	4,995,769.89	(4,561,725.81)
307/309/317	Bgtd wdrwl from cap rsv	250,000.00	0.00	250,000.00	0.00	250,000.00
310	Bgtd wdrwl from maint rsv	0.00	0.00	0.00	0.00	0.00
52xx	From Transfers	0.00	0.00	0.00	0.00	0.00
1xxx	From Local Sources	6,648,368.00	0.00	6,648,368.00	1,676,604.32	4,971,763.68
2xxx	From Intermediate Sources	0.00	0.00	0.00	0.00	0.00
3xxx	From State Sources	1,372,045.00	0.00	1,372,045.00	0.00	1,372,045.00
4xxx	From Federal Sources	0.00	0.00	0.00	0.00	0.00
5xxx	From Other Sources	0.00	0.00	0.00	0.00	0.00
Grand Totals		8,598,740.00	105,717.08	8,704,457.08	6,672,374.21	2,032,082.87

Fund 10 (General Fund)

Account Group	Group Title	Original Bgt	New App/Trnsf	Revised Bgt	Expenditures	Encumbrances	Avail Balance	Refunds
	Transfer of Funds to Charter School	0.00	0.00	0.00	0.00	0.00	0.00	0.00
Grand Totals for fund 10:		0.00	0.00	0.00	0.00	0.00	0.00	0.00

Fund 11 (Current Expense Fund)

Account Group	Group Title	Original Bgt	New App/Trnsf	Revised Bgt	Expenditures	Encumbrances	Avail Balance	Refunds
Regular Programs-Instruction		1,858,342.00	0.00	1,858,342.00	0.00	1,858,342.00	0.00	0.00
Regular Programs-Home Instruction		5,000.00	0.00	5,000.00	0.00	4,000.00	1,000.00	0.00
Regular Programs-Undistrib Instruction		429,046.00	70,640.96	499,686.96	68,836.27	164,378.92	266,471.77	0.00
Special Education-Multiply Disabled		7,676.00	0.00	7,676.00	225.58	4,791.00	2,659.42	0.00
Special Education-Resource room		625,433.00	0.00	625,433.00	9,556.04	615,290.81	586.15	0.00
Autism		374,470.00	0.00	374,470.00	12,025.20	362,219.33	225.47	0.00
Pre-School Disabilities Part-Time		2,908.00	0.00	2,908.00	0.00	2,908.00	0.00	0.00
Home Instruction		2,000.00	0.00	2,000.00	0.00	0.00	2,000.00	0.00
Basic Skills/Remedial Instruction		130,392.00	0.00	130,392.00	130.36	130,098.86	162.78	0.00
Bilingual Education Instruction		250.00	0.00	250.00	0.00	0.00	250.00	0.00
Co/Extra-Curricular Activities-Instr		36,020.00	0.00	36,020.00	(239.55)	23,014.73	13,244.82	416.00
Athletic Programs-Instruction		16,938.00	0.00	16,938.00	0.00	12,938.00	4,000.00	0.00
Other Instructional Programs		4,561.00	0.00	4,561.00	0.00	4,561.00	0.00	0.00
Undistributed Expense-Instruction		79,398.00	0.00	79,398.00	0.00	0.00	79,398.00	0.00
Attendance and Social Work Svcs		52,849.00	0.00	52,849.00	0.00	52,849.00	0.00	0.00
Health Services		167,264.00	3,122.75	170,386.75	8,141.46	160,288.14	1,957.15	0.00
Speech, O/T, P/T & Related Svcs		142,552.00	0.00	142,552.00	11,726.47	118,711.95	12,113.58	0.00
Other Support Svc-Extraordinary Svcs		479,513.00	0.00	479,513.00	0.00	9,460.00	470,053.00	0.00
Undistributed Exp-Guidance		186,938.00	55.88	186,993.88	6,795.78	179,625.47	572.63	0.00
Undistributed Exp-Child Study Team		328,219.00	673.35	328,892.35	31,747.77	247,056.25	50,088.33	0.00
Improvement of Instructional Svcs		77,923.00	0.00	77,923.00	13,177.78	64,745.22	0.00	0.00
Library and Educ Media		111,033.00	0.00	111,033.00	6,663.11	101,196.50	3,173.39	0.00
Instr. Staff Training Svcs		12,390.00	0.00	12,390.00	1,705.30	1,661.75	9,022.95	0.00
Support Svc-General Admin		219,068.00	2,203.30	221,271.30	43,397.07	121,346.48	56,527.75	0.00
Support Svc-School Admin		184,756.00	0.00	184,756.00	23,945.04	155,294.96	5,516.00	0.00
Central Services		143,589.00	250.00	143,839.00	16,835.13	94,665.57	32,338.30	0.00
Admin Inform Tech Support Svcs		30,000.00	0.00	30,000.00	2,233.64	8,766.36	19,000.00	0.00
Required Maint. of School Fac.		327,568.00	22,740.00	350,308.00	66,861.86	192,462.59	90,983.55	467.30
Custodial Services		516,353.00	6,030.84	522,383.84	79,588.06	311,706.76	131,089.02	3,271.02
Student Transportation Svcs		142,400.00	0.00	142,400.00	0.00	0.00	142,400.00	0.00
Employee Benefits		1,653,083.00	0.00	1,653,083.00	400,539.62	865,897.18	386,646.20	12,603.45
606	Increase in Maint Rsv	400.00	0.00	400.00	45.81	0.00	354.19	0.00
Grand Totals for fund 11:		8,348,332.00	105,717.08	8,454,049.08	803,937.80	5,868,276.83	1,781,834.45	16,757.77

Fund 12 (Capital Outlay Fund)

Account Group	Group Title	Original Bgt	New App/Trnsf	Revised Bgt	Expenditures	Encumbrances	Avail Balance	Refunds
604	Increase in Cap Rsv	400.00	0.00	400.00	159.58	0.00	240.42	0.00
	Other Allocated Benefits	0.00	0.00	0.00	0.00	0.00	0.00	0.00
	Facil Acquis/Construction Svcs	250,008.00	0.00	250,008.00	0.00	0.00	250,008.00	0.00
Grand Totals for fund 12:		250,408.00	0.00	250,408.00	159.58	0.00	250,248.42	0.00

Grand Totals for all Subfunds of Fund 10: 8,598,740.00 105,717.08 8,704,457.08 804,097.38 5,868,276.83 2,032,082.87 16,757.77

Revenues Summary

Acct Group	Group Title	Budgeted Est.	Transfers	Adj. Budget	Act to Date	Unrealized Under/(Over)
Recap	From Recap of Fund Balance	328,327.00	105,717.08	434,044.08	4,995,769.89	(4,561,725.81)
307/309/317	Bgtd wdrwl from cap rsv	250,000.00	0.00	250,000.00	0.00	250,000.00
310	Bgtd wdrwl from maint rsv	0.00	0.00	0.00	0.00	0.00
10-5200-000-000	Transfers fr Other Funds	0.00	0.00	0.00	0.00	0.00
10-1210-000-000	Local Tax Levy	6,567,650.00	0.00	6,567,650.00	1,641,912.50	4,925,737.50
10-1220-000-000	Banked Capital	0.00	0.00	0.00	0.00	0.00
10-1300-000-000	Tuition	0.00	0.00	0.00	0.00	0.00
10-1320-000-000	Tuition LEAs within state	69,498.00	0.00	69,498.00	33,996.00	35,502.00
10-1350-000-000	Summer Tuition-Ultimate Sports	1,920.00	0.00	1,920.00	0.00	1,920.00
10-1510-000-000	Interest	0.00	0.00	0.00	490.43	(490.43)
10-1511-000-000	Interest on Emerg Rsv	0.00	0.00	0.00	0.00	0.00
10-1512-000-000	Interest on Cap Rsv	400.00	0.00	400.00	159.58	240.42
10-1530-000-000	Interest on Maint Reserve	400.00	0.00	400.00	45.81	354.19
10-1910-000-000	Rental Income	8,500.00	0.00	8,500.00	0.00	8,500.00
10-1980-000-000	Refund of P/Y Expend	0.00	0.00	0.00	0.00	0.00
10-1990-000-000	Misc Revenue	0.00	0.00	0.00	0.00	0.00
10-3116-000-000	School Choice Aid	32,703.00	0.00	32,703.00	0.00	32,703.00
10-3121-000-000	Categorical Transport Aid	14,338.00	0.00	14,338.00	0.00	14,338.00
10-3131-000-000	Extraordinary Aid	0.00	0.00	0.00	0.00	0.00
10-3132-000-000	Categorical Spec Ed Aid	273,011.00	0.00	273,011.00	0.00	273,011.00
10-3176-000-000	Equalization Aid	1,017,609.00	0.00	1,017,609.00	0.00	1,017,609.00
10-3177-000-000	Categorical Security Aid	34,384.00	0.00	34,384.00	0.00	34,384.00
10-3178-000-000	Adjustment Aid	0.00	0.00	0.00	0.00	0.00
10-3190-000-000	revenue non public transportat	0.00	0.00	0.00	0.00	0.00
10-3218-300-000	Bully Prevention Aide	0.00	0.00	0.00	0.00	0.00
10-3XXX-000-000	Other State Aids	0.00	0.00	0.00	0.00	0.00
18-4522-000-000	Education Jobs Fund	0.00	0.00	0.00	0.00	0.00
Grand Totals		8,598,740.00	105,717.08	8,704,457.08	6,672,374.21	2,032,082.87

Minimum Expense General Ledger Report

Fund 10 (General Fund)

Expend. Account #	Account Title	Original Bgt	New App/Trnsf	Revised Bgt	Expenditures	Encumbrances	Avail Balance	Refunds
10-000-100-56X	Charter School Payment	0.00	0.00	0.00	0.00	0.00	0.00	0.00
	Transfer of Funds to Charter School	0.00	0.00	0.00	0.00	0.00	0.00	0.00
Grand Totals for fund 10:		0.00	0.00	0.00	0.00	0.00	0.00	0.00

Fund 11 (Current Expense Fund)

Expend. Account #	Account Title	Original Bgt	New App/Trnsf	Revised Bgt	Expenditures	Encumbrances	Avail Balance	Refunds
11-105-100-101	Sal Teachers Preschool	0.00	0.00	0.00	0.00	0.00	0.00	0.00
11-105-100-936	Sal Teachers Preschool	0.00	0.00	0.00	0.00	0.00	0.00	0.00
11-110-100-101	Sal Teachers Kindergarten	173,546.00	0.00	173,546.00	0.00	173,546.00	0.00	0.00
11-120-100-101	Sal Teachers Gr 1-5	1,037,849.00	0.00	1,037,849.00	0.00	1,037,849.00	0.00	0.00
11-130-100-101	Sal Teachers Gr 6-8	646,947.00	0.00	646,947.00	0.00	646,947.00	0.00	0.00
Regular Programs-Instruction		1,858,342.00	0.00	1,858,342.00	0.00	1,858,342.00	0.00	0.00
11-150-100-101	Sal Teachers	4,000.00	0.00	4,000.00	0.00	4,000.00	0.00	0.00
11-150-100-106	Other Salaries for Instruction	0.00	0.00	0.00	0.00	0.00	0.00	0.00
11-150-100-320	Purchased Prof/Ed Services	1,000.00	0.00	1,000.00	0.00	0.00	1,000.00	0.00
Regular Programs-Home Instruction		5,000.00	0.00	5,000.00	0.00	4,000.00	1,000.00	0.00
11-190-100-106	Sal Inst Aides	0.00	0.00	0.00	0.00	0.00	0.00	0.00
11-190-100-320	Purch Prof/Ed Svs	150,000.00	(3,876.18)	146,123.82	0.00	0.00	146,123.82	0.00
11-190-100-340	Coper Leases	88,910.00	6,848.28	95,758.28	33,605.11	62,153.17	0.00	0.00
11-190-100-500	Other Purchased Svs	3,776.00	0.00	3,776.00	0.00	0.00	3,776.00	0.00
11-190-100-610	General Supplies	137,342.00	67,668.86	205,010.86	16,432.84	83,757.15	104,820.87	0.00
11-190-100-640	Textbooks	49,018.00	0.00	49,018.00	18,798.32	18,468.60	11,751.08	0.00
11-190-100-800	Other Objects	0.00	0.00	0.00	0.00	0.00	0.00	0.00
Regular Programs-Undistrib Instruction		429,046.00	70,640.96	499,686.96	68,836.27	164,378.92	266,471.77	0.00
11-212-100-101	Salaries MD Program	3,291.00	0.00	3,291.00	0.00	3,291.00	0.00	0.00
11-212-100-106	Other Salaries (MD)	1,500.00	0.00	1,500.00	0.00	1,500.00	0.00	0.00
11-212-100-610	Supplies MD Program	2,885.00	0.00	2,885.00	225.58	0.00	2,659.42	0.00
Special Education-Multiply Disabled		7,676.00	0.00	7,676.00	225.58	4,791.00	2,659.42	0.00
11-213-100-101	Sal Teachers	624,158.00	0.00	624,158.00	9,133.80	615,024.20	0.00	0.00
11-213-100-106	RC Aides Salaries	0.00	0.00	0.00	0.00	0.00	0.00	0.00
11-213-100-610	General Supplies	1,275.00	0.00	1,275.00	422.24	266.61	586.15	0.00
Special Education-Resource room		625,433.00	0.00	625,433.00	9,556.04	615,290.81	586.15	0.00
11-214-100-101	Sal Teachers BD/Autism	367,948.00	0.00	367,948.00	11,113.80	356,834.20	0.00	0.00
11-214-100-106	Salaries Aides BD/Aut	5,122.00	0.00	5,122.00	0.00	5,122.00	0.00	0.00
11-214-100-500	Other Purchased Services	0.00	0.00	0.00	0.00	0.00	0.00	0.00
11-214-100-590	BD Community Outreach	0.00	0.00	0.00	0.00	0.00	0.00	0.00
11-214-100-610	Supplies BD/AUT	1,400.00	0.00	1,400.00	911.40	263.13	225.47	0.00
Autism		374,470.00	0.00	374,470.00	12,025.20	362,219.33	225.47	0.00
11-215-100-101	Sal Teacher PSD	0.00	0.00	0.00	0.00	0.00	0.00	0.00
11-215-100-106	PSD Aides Salaries	2,908.00	0.00	2,908.00	0.00	2,908.00	0.00	0.00
11-215-100-610	Pre School Supplies	0.00	0.00	0.00	0.00	0.00	0.00	0.00
Pre-School Disabilities Part-Time		2,908.00	0.00	2,908.00	0.00	2,908.00	0.00	0.00
11-219-100-320	Purch Prof - Educational Svcs	2,000.00	0.00	2,000.00	0.00	0.00	2,000.00	0.00
Home Instruction		2,000.00	0.00	2,000.00	0.00	0.00	2,000.00	0.00
11-230-100-101	Sal Teachers	130,092.00	0.00	130,092.00	0.00	130,092.00	0.00	0.00
11-230-100-610	General Supplies	300.00	0.00	300.00	130.36	6.86	162.78	0.00
Basic Skills/Remedial Instruction		130,392.00	0.00	130,392.00	130.36	130,098.86	162.78	0.00
11-240-100-610	ESL General Supplies	250.00	0.00	250.00	0.00	0.00	250.00	0.00
Bilingual Education Instruction		250.00	0.00	250.00	0.00	0.00	250.00	0.00
11-401-100-100	Salaries	23,000.00	0.00	23,000.00	(416.00)	23,000.00	416.00	416.00
11-401-100-500	Purchased Services	3,500.00	0.00	3,500.00	0.00	0.00	3,500.00	0.00
11-401-100-580	Cocurricular Travel	4,000.00	0.00	4,000.00	0.00	0.00	4,000.00	0.00
11-401-100-600	Supplies & Materials	4,675.00	0.00	4,675.00	176.45	14.73	4,483.82	0.00
11-401-100-800	Other Objects	345.00	0.00	345.00	0.00	0.00	345.00	0.00
11-401-100-930	TrnsCoverDeficit(Agency Funds)	500.00	0.00	500.00	0.00	0.00	500.00	0.00
Co/Extra-Curricular Activities-Inst		36,020.00	0.00	36,020.00	(239.55)	23,014.73	13,244.82	416.00

Fund 11 (Current Expense Fund)

Expend. Account #	Account Title	Original Bgt	New App/Trnsf	Revised Bgt	Expenditures	Encumbrances	Avail Balance	Refunds
11-402-100-100	Athletic Programs Salaries	12,938.00	0.00	12,938.00	0.00	12,938.00	0.00	0.00
11-402-100-500	Purch Svcs-Referees	4,000.00	0.00	4,000.00	0.00	0.00	4,000.00	0.00
Athletic Programs-Instruction		16,938.00	0.00	16,938.00	0.00	12,938.00	4,000.00	0.00
11-421-100-101	HW Club-Before/After Programs	2,465.00	0.00	2,465.00	0.00	2,465.00	0.00	0.00
11-422-100-101	Summer Salary-Sports Camp	2,096.00	0.00	2,096.00	0.00	2,096.00	0.00	0.00
Other Instructional Programs		4,561.00	0.00	4,561.00	0.00	4,561.00	0.00	0.00
11-000-100-561	Tuition - LEA's in State Reg	0.00	0.00	0.00	0.00	0.00	0.00	0.00
11-000-100-562	Tuition LEA's in State Special	0.00	0.00	0.00	0.00	0.00	0.00	0.00
11-000-100-563	Tuition County Vocational Reg	0.00	0.00	0.00	0.00	0.00	0.00	0.00
11-000-100-564	Tuition County Vocational Spec	0.00	0.00	0.00	0.00	0.00	0.00	0.00
11-000-100-565	Tuition CSSD & Reg Day Sch	0.00	0.00	0.00	0.00	0.00	0.00	0.00
11-000-100-566	Tuition Prvt Sch Disab in Stat	79,398.00	(15,000.00)	64,398.00	0.00	0.00	64,398.00	0.00
11-000-100-568	Tuition - State Facilities	0.00	0.00	0.00	0.00	0.00	0.00	0.00
11-000-100-56X	Charter School Payment	0.00	15,000.00	15,000.00	0.00	0.00	15,000.00	0.00
Undistributed Expense-Instruction		79,398.00	0.00	79,398.00	0.00	0.00	79,398.00	0.00
11-000-211-100	School Social Worker	52,849.00	0.00	52,849.00	0.00	52,849.00	0.00	0.00
Attendance and Social Work Svcs		52,849.00	0.00	52,849.00	0.00	52,849.00	0.00	0.00
11-000-213-100	Salaries	159,714.00	0.00	159,714.00	2,837.28	156,876.72	0.00	0.00
11-000-213-260	Workers Comp Health Svcs	0.00	0.00	0.00	0.00	0.00	0.00	0.00
11-000-213-270	Health Benefits - Health Svcs	0.00	0.00	0.00	0.00	0.00	0.00	0.00
11-000-213-300	Purchased Prof/Tech Svcs	1,750.00	0.00	1,750.00	1,750.00	0.00	0.00	0.00
11-000-213-500	Other Purchased Services	500.00	0.00	500.00	0.00	0.00	500.00	0.00
11-000-213-600	Supplies & Materials	5,300.00	3,122.75	8,422.75	3,554.18	3,411.42	1,457.15	0.00
Health Services		167,264.00	3,122.75	170,386.75	8,141.46	160,288.14	1,957.15	0.00
11-000-216-100	Salaries	128,052.00	(38,000.00)	90,052.00	2,251.12	87,800.88	0.00	0.00
11-000-216-320	Purchased Prof/Ed Services	7,700.00	38,000.00	45,700.00	9,389.00	30,611.00	5,700.00	0.00
11-000-216-600	Supplies & Materials	6,800.00	0.00	6,800.00	86.35	300.07	6,413.58	0.00
Speech, O/T, P/T & Related Svcs		142,552.00	0.00	142,552.00	11,726.47	118,711.95	12,113.58	0.00
11-000-217-100	Salaries	9,460.00	0.00	9,460.00	0.00	9,460.00	0.00	0.00
11-000-217-106	Salaries	0.00	0.00	0.00	0.00	0.00	0.00	0.00
11-000-217-260	Workers Comp Extraord Svcs	0.00	0.00	0.00	0.00	0.00	0.00	0.00
11-000-217-270	Health Benefits Extraord Svcs	0.00	0.00	0.00	0.00	0.00	0.00	0.00
11-000-217-320	Purchased Prof/Ed Svcs	470,053.00	0.00	470,053.00	0.00	0.00	470,053.00	0.00
Other Support Svc-Extraordinary Svcs		479,513.00	0.00	479,513.00	0.00	9,460.00	470,053.00	0.00
11-000-218-104	Salaries Other Prof Staff	137,345.00	0.00	137,345.00	0.00	137,345.00	0.00	0.00
11-000-218-105	Sal Guidance Secretary	48,793.00	0.00	48,793.00	6,661.68	42,131.32	0.00	0.00
11-000-218-320	Purch Prof/Ed Svcs	0.00	0.00	0.00	0.00	0.00	0.00	0.00
11-000-218-390	Other Purchased Prof/Tech Svcs	0.00	0.00	0.00	0.00	0.00	0.00	0.00
11-000-218-600	Supplies & Materials	800.00	55.88	855.88	134.10	149.15	572.63	0.00
11-000-218-610	Guidance Supplies ES	0.00	0.00	0.00	0.00	0.00	0.00	0.00
Undistributed Exp-Guidance		186,938.00	55.88	186,993.88	6,795.78	179,625.47	572.63	0.00
11-000-219-104	Salaries Other Prof Staff	236,191.00	0.00	236,191.00	18,950.55	217,240.45	0.00	0.00
11-000-219-105	Salaries Sec/Clerical Assts	31,178.00	3,020.00	34,198.00	2,909.89	28,575.00	2,713.11	0.00
11-000-219-320	Purchased Prof/Ed Svcs	32,000.00	0.00	32,000.00	8,734.43	0.00	23,265.57	0.00
11-000-219-331	CST-Legal Services	0.00	0.00	0.00	0.00	0.00	0.00	0.00
11-000-219-390	Other Purch Prof Svcs	10,000.00	(3,020.00)	6,980.00	0.00	0.00	6,980.00	0.00
11-000-219-592	Misc Purch Svcs (TIENET)	1,100.00	0.00	1,100.00	0.00	0.00	1,100.00	0.00
11-000-219-600	Supplies & Materials	15,000.00	673.35	15,673.35	1,152.90	1,240.80	13,279.65	0.00
11-000-219-800	Other Objects (NJPSA)	2,750.00	0.00	2,750.00	0.00	0.00	2,750.00	0.00
Undistributed Exp-Child Study Team		328,219.00	673.35	328,892.35	31,747.77	247,056.25	50,088.33	0.00
11-000-221-102	Salary Supervisor of Instruct	66,861.00	0.00	66,861.00	11,143.48	55,717.52	0.00	0.00
11-000-221-105	Salary Sec/Clerical Asst	9,062.00	0.00	9,062.00	1,510.32	7,551.68	0.00	0.00
11-000-221-110	Training of Staff	2,000.00	0.00	2,000.00	523.98	1,476.02	0.00	0.00
11-000-221-320	Purchased Prof/Ed Svcs	0.00	0.00	0.00	0.00	0.00	0.00	0.00
11-000-221-610	Staff Development Supplies	0.00	0.00	0.00	0.00	0.00	0.00	0.00
Improvement of Instructional Svcs		77,923.00	0.00	77,923.00	13,177.78	64,745.22	0.00	0.00
11-000-222-100	Sal Media Services	100,113.00	0.00	100,113.00	6,068.04	94,044.96	0.00	0.00
11-000-222-300	Purch Prof/Tech Svcs	670.00	0.00	670.00	0.00	0.00	670.00	0.00
11-000-222-600	Supplies & Materials	10,250.00	0.00	10,250.00	595.07	7,151.54	2,503.39	0.00
Library and Educ Media		111,033.00	0.00	111,033.00	6,663.11	101,196.50	3,173.39	0.00

Fund 11 (Current Expense Fund)

Expend. Account #	Account Title	Original Bgt	New App/Trnsf	Revised Bgt	Expenditures	Encumbrances	Avail Balance	Refunds
11-000-223-110	Other Salaries	0.00	1,275.00	1,275.00	0.00	1,275.00	0.00	0.00
11-000-223-320	Inst Staff Training Consult	1,190.00	0.00	1,190.00	0.00	0.00	1,190.00	0.00
11-000-223-500	Other Purchased Svcs	11,200.00	(1,275.00)	9,925.00	1,705.30	386.75	7,832.95	0.00
11-000-223-610	Inst Staff Training Supplies	0.00	0.00	0.00	0.00	0.00	0.00	0.00
Instr. Staff Training Svcs		12,390.00	0.00	12,390.00	1,705.30	1,661.75	9,022.95	0.00
11-000-230-100	Salaries	99,538.00	0.00	99,538.00	16,589.60	82,948.40	0.00	0.00
11-000-230-270	Health Benefits Gen Admin	0.00	0.00	0.00	0.00	0.00	0.00	0.00
11-000-230-331	Legal Services	44,600.00	0.00	44,600.00	1,883.80	25,116.20	17,600.00	0.00
11-000-230-332	Audit Fees	23,500.00	0.00	23,500.00	0.00	0.00	23,500.00	0.00
11-000-230-334	Architect/Engineer Svcs	0.00	1,750.00	1,750.00	1,750.00	0.00	0.00	0.00
11-000-230-339	Other Purchased Prof Svcs	5,050.00	0.00	5,050.00	4,735.00	0.00	315.00	0.00
11-000-230-340	Purch Tech Svcs	0.00	0.00	0.00	0.00	0.00	0.00	0.00
11-000-230-530	Communications/Telephone	20,000.00	(1,874.00)	18,126.00	1,089.62	13,281.88	3,754.50	0.00
11-000-230-580	Travel Other-Superintendent Travel	2,000.00	0.00	2,000.00	0.00	0.00	2,000.00	0.00
11-000-230-585	BOE Other Purchased Svcs	4,000.00	0.00	4,000.00	900.00	0.00	3,100.00	0.00
11-000-230-590	Misc Purchased Svcs	7,980.00	1,874.00	9,854.00	9,854.00	0.00	0.00	0.00
11-000-230-610	General Supplies	1,000.00	0.00	1,000.00	348.95	0.00	651.05	0.00
11-000-230-820	Judgme Against The School Dist	0.00	0.00	0.00	0.00	0.00	0.00	0.00
11-000-230-890	Misc Expenditures	7,000.00	453.30	7,453.30	2,226.65	0.00	5,226.65	0.00
11-000-230-895	BOE Membership Dues/Fees	4,400.00	0.00	4,400.00	4,019.45	0.00	380.55	0.00
Support Svc-General Admin		219,068.00	2,203.30	221,271.30	43,397.07	121,346.48	56,527.75	0.00
11-000-240-103	Sal Princ/Asst Princ/Prog Dir	140,304.00	0.00	140,304.00	22,255.04	118,048.96	0.00	0.00
11-000-240-105	Salaries Sec/Clerical Assts	37,246.00	0.00	37,246.00	0.00	37,246.00	0.00	0.00
11-000-240-110	Other Salaries	0.00	0.00	0.00	0.00	0.00	0.00	0.00
11-000-240-300	Purch Prof & Tech Services	0.00	0.00	0.00	0.00	0.00	0.00	0.00
11-000-240-600	Supplies & Materials	2,100.00	0.00	2,100.00	0.00	0.00	2,100.00	0.00
11-000-240-800	Other Objects	5,106.00	0.00	5,106.00	1,690.00	0.00	3,416.00	0.00
Support Svc-School Admin		184,756.00	0.00	184,756.00	23,945.04	155,294.96	5,516.00	0.00
11-000-251-100	Salaries	98,047.00	0.00	98,047.00	14,813.20	83,233.80	0.00	0.00
11-000-251-330	Purchased Prof Svcs	2,550.00	0.00	2,550.00	0.00	0.00	2,550.00	0.00
11-000-251-340	Purch Tech Svcs	32,500.00	250.00	32,750.00	926.00	10,436.00	21,388.00	0.00
11-000-251-592	Misc Purchased Svcs	950.00	0.00	950.00	0.00	0.00	950.00	0.00
11-000-251-600	Supplies & Materials	2,542.00	0.00	2,542.00	30.62	295.77	2,215.61	0.00
11-000-251-890	Misc Expenditures	7,000.00	0.00	7,000.00	1,065.31	700.00	5,234.69	0.00
Central Services		143,589.00	250.00	143,839.00	16,835.13	94,665.57	32,338.30	0.00
11-000-252-500	Other Purchased Services Technology	30,000.00	0.00	30,000.00	2,233.64	8,766.36	19,000.00	0.00
Admin Inform Tech Support Svcs		30,000.00	0.00	30,000.00	2,233.64	8,766.36	19,000.00	0.00
11-000-261-100	Salaries	145,568.00	0.00	145,568.00	20,195.50	124,905.20	467.30	467.30
11-000-261-420	Cleaning/Repair/Maint Svcs	172,000.00	22,740.00	194,740.00	46,666.36	66,656.10	81,417.54	0.00
11-000-261-610	General Supplies	10,000.00	0.00	10,000.00	0.00	901.29	9,098.71	0.00
11-000-266-420	Security	0.00	0.00	0.00	0.00	0.00	0.00	0.00
Required Maint. of School Fac.		327,568.00	22,740.00	350,308.00	66,861.86	192,462.59	90,983.55	467.30
11-000-262-100	Salaries	217,881.00	0.00	217,881.00	27,993.50	186,616.48	3,271.02	3,271.02
11-000-262-107	Sal Non-Instruct Aides	14,626.00	0.00	14,626.00	0.00	14,626.00	0.00	0.00
11-000-262-300	Purch Prof Svcs	10,184.00	0.00	10,184.00	0.00	0.00	10,184.00	0.00
11-000-262-420	Cleaning/Repair/Maint Svcs	1,400.00	0.00	1,400.00	0.00	0.00	1,400.00	0.00
11-000-262-490	ES Water	23,000.00	0.00	23,000.00	3,675.91	10,824.09	8,500.00	0.00
11-000-262-520	Insurance	69,000.00	0.00	69,000.00	31,940.00	0.00	37,060.00	0.00
11-000-262-610	General Supplies	28,272.00	6,030.84	34,302.84	4,244.65	7,999.19	22,059.00	0.00
11-000-262-621	ES Natural Gas	67,000.00	0.00	67,000.00	1,852.37	38,147.63	27,000.00	0.00
11-000-262-622	Energy (Electricity)	83,000.00	0.00	83,000.00	9,506.63	53,493.37	20,000.00	0.00
11-000-262-626	Gasoline	500.00	0.00	500.00	0.00	0.00	500.00	0.00
11-000-262-800	Other Objects	1,490.00	0.00	1,490.00	375.00	0.00	1,115.00	0.00
Custodial Services		516,353.00	6,030.84	522,383.84	79,588.06	311,706.76	131,089.02	3,271.02

Fund 11 (Current Expense Fund)


Expend. Account #	Account Title	Original Bgt	New App/Trnsf	Revised Bgt	Expenditures	Encumbrances	Avail Balance	Refunds
11-000-270-100	Salaries -Transportation	0.00	0.00	0.00	0.00	0.00	0.00	0.00
11-000-270-101	Student transportation aide	0.00	0.00	0.00	0.00	0.00	0.00	0.00
11-000-270-160	Sal (Bet Home & Sch) Reg	0.00	0.00	0.00	0.00	0.00	0.00	0.00
11-000-270-161	Sal Trans Spec Ed	0.00	0.00	0.00	0.00	0.00	0.00	0.00
11-000-270-270	Health Benefits Transport	0.00	0.00	0.00	0.00	0.00	0.00	0.00
11-000-270-503	Aid in Lieu Pmts (Non-Public)	15,000.00	0.00	15,000.00	0.00	0.00	15,000.00	0.00
11-000-270-504	Aid in Lieu Pmts (Charter)	0.00	0.00	0.00	0.00	0.00	0.00	0.00
11-000-270-505	Contr Svc Aid in Lieu pymts schl chc	3,000.00	0.00	3,000.00	0.00	0.00	3,000.00	0.00
11-000-270-511	Contr Svs(Bet Home & Sch)Vend	0.00	0.00	0.00	0.00	0.00	0.00	0.00
11-000-270-512	Contr Svs(not Home/School)Vend	9,000.00	0.00	9,000.00	0.00	0.00	9,000.00	0.00
11-000-270-513	Contr Serv(Home-Sch) Joint Agr	4,500.00	0.00	4,500.00	0.00	0.00	4,500.00	0.00
11-000-270-514	Trans Contracted	0.00	0.00	0.00	0.00	0.00	0.00	0.00
11-000-270-515	Spec Ed Joint Trans Agreemts	3,000.00	0.00	3,000.00	0.00	0.00	3,000.00	0.00
11-000-270-517	Transport (Reg Stud)ESC/CTSA	57,900.00	0.00	57,900.00	0.00	0.00	57,900.00	0.00
11-000-270-518	Contr Svs ESC	50,000.00	0.00	50,000.00	0.00	0.00	50,000.00	0.00
11-000-270-593	Trans Insurance	0.00	0.00	0.00	0.00	0.00	0.00	0.00
Student Transportation Svcs		142,400.00	0.00	142,400.00	0.00	0.00	142,400.00	0.00
11-000-291-220	Social Security Contribns	86,500.00	0.00	86,500.00	7,103.35	0.00	79,396.65	0.00
11-000-291-241	Other Retirement Cont Regular	77,100.00	0.00	77,100.00	0.00	0.00	77,100.00	0.00
11-000-291-249	DCRP	7,500.00	0.00	7,500.00	0.00	0.00	7,500.00	0.00
11-000-291-250	Unemployment Compensation	52,824.00	0.00	52,824.00	0.00	0.00	52,824.00	0.00
11-000-291-260	Workmen's Compensation	79,172.00	0.00	79,172.00	33,076.00	0.00	46,096.00	0.00
11-000-291-270	Health Benefits	1,242,994.00	0.00	1,242,994.00	358,535.07	855,481.48	28,977.45	12,603.45
11-000-291-280	Tuition Reimbursement	32,000.00	0.00	32,000.00	1,825.20	10,415.70	19,759.10	0.00
11-000-291-290	Other Employee Benefits	4,993.00	0.00	4,993.00	0.00	0.00	4,993.00	0.00
11-000-291-299	Unused Sick Pay-Term/Ret Staff	70,000.00	0.00	70,000.00	0.00	0.00	70,000.00	0.00
Employee Benefits		1,653,083.00	0.00	1,653,083.00	400,539.62	865,897.18	386,646.20	12,603.45
606	Increase in Maint Rsv	400.00	0.00	400.00	45.81	0.00	354.19	0.00
Grand Totals for fund 11:		8,348,332.00	105,717.08	8,454,049.08	803,937.80	5,868,276.83	1,781,834.45	16,757.77

Fund 12 (Capital Outlay Fund)

Expend. Account #	Account Title	Original Bgt	New App/Trnsf	Revised Bgt	Expenditures	Encumbrances	Avail Balance	Refunds
604	Increase in Cap Rsv	400.00	0.00	400.00	159.58	0.00	240.42	\$0.00
12-120-100-730	Equipment Grades 1-5	0.00	0.00	0.00	0.00	0.00	0.00	0.00
12-130-100-730	Equipment Grades 6-8	0.00	0.00	0.00	0.00	0.00	0.00	0.00
Other Allocated Benefits		0.00	0.00	0.00	0.00	0.00	0.00	0.00
12-000-400-100	Legal Salaries	0.00	0.00	0.00	0.00	0.00	0.00	0.00
12-000-400-331	Legal Services	0.00	0.00	0.00	0.00	0.00	0.00	0.00
12-000-400-334	Architectural/Engineering Svcs	0.00	0.00	0.00	0.00	0.00	0.00	0.00
12-000-400-450	Construction Services	250,000.00	0.00	250,000.00	0.00	0.00	250,000.00	0.00
12-000-400-610	Supplies	0.00	0.00	0.00	0.00	0.00	0.00	0.00
12-000-400-721	Lease Purchase Principal	0.00	0.00	0.00	0.00	0.00	0.00	0.00
12-000-400-730	Equipment	0.00	0.00	0.00	0.00	0.00	0.00	0.00
12-000-400-800	Other Objects	0.00	0.00	0.00	0.00	0.00	0.00	0.00
12-000-400-896	Asst Debt Service SDA fund	8.00	0.00	8.00	0.00	0.00	8.00	0.00
12-000-400-931	Cap Rsv X-fer to Cap Proj	0.00	0.00	0.00	0.00	0.00	0.00	0.00
12-000-400-932	Curr Cap Outy Trans to Cap Proj	0.00	0.00	0.00	0.00	0.00	0.00	0.00
12-000-800-496	Assessment on Debt Svc for SDA	0.00	0.00	0.00	0.00	0.00	0.00	0.00
Facil Acquis/Construction Svcs		250,008.00	0.00	250,008.00	0.00	0.00	250,008.00	0.00
Grand Totals for fund 12:		250,408.00	0.00	250,408.00	159.58	0.00	250,248.42	0.00

Grand Totals for all Subfunds of Fund 10: 8,598,740.00 105,717.08 8,704,457.08 804,097.38 5,868,276.83 2,032,082.87 16,757.77

Pursuant to N.J.A.C. 6A:23A-16.10(c)3, I certify that as of the date of this report no budgetary line item account has encumbrances and expenditures which in total exceed the line item appropriation in violation of 6A:23A-16.10(a).


 John Jennings, Business Administrator

9/9/20
 Date

Interim Balance Sheet

ASSETS AND RESOURCES

ASSETS			
101 Cash in checking account		\$ (3,248.55)	
102-106 Other cash equivalents		\$ 0.00	
Total cash		<u> </u>	\$ (3,248.55)
111 Investments			\$ 0.00
114 Investment interest receivable			\$ 0.00
121 Tax levy receivable			\$ 0.00
Accounts receivable			
132 Interfund		\$ 0.00	
141 Intergovernmental - state		\$ 660.00	
142 Intergovernmental - federal		\$ 70.34	
143 Intergovernmental - other		\$ 0.00	
153 Other Accounts Receivable		\$ 220.00	
		<u> </u>	\$ 950.34
Loans receivable			
131 Interfund		\$ 0.00	
151 Other Loans Receivable		\$ 0.00	
		<u> </u>	\$ 0.00
199 Other current assets			\$ 0.00
RESOURCES			
301 Estimated revenues (from adjusted budget)		\$ 894,490.00	
302 Less: revenues collected or accrued		\$ 0.00	
		<u> </u>	\$ 894,490.00
TOTAL ASSETS AND RESOURCES			<u> </u>
			\$ 892,191.79

LIABILITIES AND FUND EQUITY

LIABILITIES			
401 Interfund loans payable			\$ 0.00
402 Interfund accounts payable			\$ 0.00
411 Intergovernmental accounts payable - state			\$ 0.00
412 Intergovernmental accounts payable - federal			\$ 0.00
413 Intergovernmental accounts payable - other			\$ 0.00
421 Accounts payable			\$ (1,489.22)
422 Judgments payable			\$ 0.00
430 Compensated absences payable			\$ 0.00
431 Contracts payable			\$ 0.00
451 Loans payable			\$ 0.00
481 Deferred revenues			\$ (2,531.39)
499 Other current liabilities			\$ 0.00
Total liabilities			<u> </u>
			\$ (4,020.61)

FUND EQUITY

Appropriated:

753 Reserve for encumbrances - current year			\$	602,276.50	
754 Reserve for encumbrances - prior year			\$	333.39	
760 Other reserves			\$	0.00	
771 Designated Fund Balance			\$	0.00	
601 Appropriations		\$	894,823.39		
602 Less: expenditures	\$	42,554.30			
603 Less: encumbrances	\$	602,609.89	\$	(645,164.19)	\$
Appropriations less expenditures					<u>249,659.20</u>
					\$ 852,269.09
Unappropriated:					
770 Fund Balance, July 1, 2020			\$	43,943.31	
303 Less: budgeted fund balance			\$	0.00	
Unappropriated fund balance					<u>\$ 43,943.31</u>
Total fund equity					<u>\$ 896,212.40</u>
TOTAL LIABILITIES AND FUND EQUITY					
					<u>\$ 892,191.79</u>

Revenues/Sources of Funds

Acct Group	Group Title	Budgeted Est.	Transfers	Adj. Budget	Act to Date	Unrealized Under/(Over)
Info Only	Revenue Req'd to Balance	0.00	333.39	333.39	645,164.19	(644,830.80)
52xx	From Transfers	0.00	0.00	0.00	0.00	0.00
1xxx	From Local Sources	0.00	0.00	0.00	0.00	0.00
2xxx	From Intermediate Sources	0.00	0.00	0.00	0.00	0.00
3xxx	From State Sources	717,991.00	0.00	717,991.00	0.00	717,991.00
4xxx	From Federal Sources	119,525.00	56,974.00	176,499.00	0.00	176,499.00
5xxx	From Other Sources	0.00	0.00	0.00	0.00	0.00
Grand Totals		837,516.00	57,307.39	894,823.39	645,164.19	249,659.20

Fund 20 (Special Revenue Fund)

Account Group	Group Title	Original Bgt	New App/Trnsf	Revised Bgt	Expenditures	Encumbrances	Avail Balance	Refunds
Other Allocated Benefits		0.00	0.00	0.00	0.00	0.00	0.00	0.00
Local Projects		0.00	0.00	0.00	0.00	0.00	0.00	0.00
Early Childhood Program Aid		717,991.00	0.00	717,991.00	36,965.17	574,223.38	106,802.45	285.72
Title I Improving Basic Programs		21,846.00	13,415.00	35,261.00	4,628.49	13,974.51	16,658.00	0.00
Title I Carryover		0.00	0.00	0.00	0.00	0.00	0.00	0.00
Title III English Lang Enhancement		0.00	713.00	713.00	0.00	0.00	713.00	0.00
IDEA Part B		80,396.00	17,400.00	97,796.00	0.00	2,500.00	95,296.00	0.00
IDEA Pre-School		3,513.00	610.00	4,123.00	0.00	0.00	4,123.00	0.00
IDEA Carryover		0.00	0.00	0.00	0.00	0.00	0.00	0.00
IDEA (Prog. 253)		0.00	0.00	0.00	0.00	0.00	0.00	0.00
Title II -A Teacher Training		5,270.00	2,675.00	7,945.00	553.10	1,656.90	5,735.00	0.00
Title II-D Technology Education		0.00	0.00	0.00	0.00	0.00	0.00	0.00
Title II Carryover		0.00	0.00	0.00	0.00	0.00	0.00	0.00
Title IV Drug Free Schools		8,500.00	1,833.39	10,333.39	407.54	5,333.85	4,592.00	0.00
Title IV DFSCA Carryover		0.00	0.00	0.00	0.00	0.00	0.00	0.00
Other Spec Prog		0.00	0.00	0.00	0.00	0.00	0.00	0.00
Other State Proj		0.00	0.00	0.00	0.00	0.00	0.00	0.00
Other Federal Projects		0.00	0.00	0.00	0.00	0.00	0.00	0.00
CARES ACT		0.00	20,661.00	20,661.00	0.00	4,921.25	15,739.75	0.00
Grand Totals for fund 20:		837,516.00	57,307.39	894,823.39	42,554.30	602,609.89	249,659.20	285.72

Revenues Summary

Acct Group	Group Title	Budgeted Est.	Transfers	Adj. Budget	Act to Date	Unrealized Under/(Over)
Info Only	Revenue Req'd to Balance	0.00	333.39	333.39	645,164.19	(644,830.80)
20-5200-000-000	Interfund Transfers.	0.00	0.00	0.00	0.00	0.00
20-1310-000-000	preschool tuition	0.00	0.00	0.00	0.00	0.00
20-1920-000-000	Donation frm Private Org	0.00	0.00	0.00	0.00	0.00
20-1990-000-200	Misc. Rev. from Local Sources.	0.00	0.00	0.00	0.00	0.00
20-2100-000-000	Pride Grant	0.00	0.00	0.00	0.00	0.00
20-2200-000-000	Sustainable New Jersey	0.00	0.00	0.00	0.00	0.00
20-2210-000-000	NJ Council Hum	0.00	0.00	0.00	0.00	0.00
20-3218-218-000	Preschool Education Aid	0.00	0.00	0.00	0.00	0.00
20-3218-218-001	Expansion PEA AID	717,991.00	0.00	717,991.00	0.00	717,991.00
20-4000-000-000	Other	0.00	0.00	0.00	0.00	0.00
20-4411-231-000	Title I	21,846.00	13,415.00	35,261.00	0.00	35,261.00
20-4412-232-000	Title I Carryover	0.00	0.00	0.00	0.00	0.00
20-4420-250-000	IDEA Basic	80,396.00	17,400.00	97,796.00	0.00	97,796.00
20-4421-251-000	IDEA Pre-School	3,513.00	610.00	4,123.00	0.00	4,123.00
20-4421-253-000	IDEA Carryover-Basic/PS	0.00	0.00	0.00	0.00	0.00
20-4422-252-000	IDEA Carryover	0.00	0.00	0.00	0.00	0.00
20-4451-270-000	Title IIA	5,270.00	2,675.00	7,945.00	0.00	7,945.00
20-4452-271-000	Title IID	0.00	0.00	0.00	0.00	0.00
20-4453-272-000	Title II Carryover	0.00	0.00	0.00	0.00	0.00
20-4471-280-000	Title IV	8,500.00	1,500.00	10,000.00	0.00	10,000.00
20-4472-281-000	Title IV Carryover	0.00	0.00	0.00	0.00	0.00
20-4491-000-000	Title III	0.00	713.00	713.00	0.00	713.00
20-4492-000-000	Title III Carryover	0.00	0.00	0.00	0.00	0.00
20-4525-000-000	Race to the Top	0.00	0.00	0.00	0.00	0.00
20-4530-477-000	CARES Act	0.00	20,661.00	20,661.00	0.00	20,661.00
Grand Totals		837,516.00	57,307.39	894,823.39	645,164.19	249,659.20


Minimum Expense General Ledger Report**Fund 20 (Special Revenue Fund)**

Expend. Account #	Account Title	Original Bgt	New App/Trnsf	Revised Bgt	Expenditures	Encumbrances	Avail Balance	Refunds
20-454-400-731	IDEA ARRA Equipment	0.00	0.00	0.00	0.00	0.00	0.00	0.00
20-455-400-731	IDEA Preschool ARRA Equipment	0.00	0.00	0.00	0.00	0.00	0.00	0.00
Other Allocated Benefits		0.00	0.00	0.00	0.00	0.00	0.00	0.00
20-000-222-732	MS Library Update	0.00	0.00	0.00	0.00	0.00	0.00	0.00
Local Projects		0.00	0.00	0.00	0.00	0.00	0.00	0.00
20-218-100-101	Preschool Instruction Salaries	302,068.00	0.00	302,068.00	0.00	302,068.00	0.00	0.00
20-218-100-106	EXP PEA Other Instruction-Aide	67,340.00	0.00	67,340.00	0.00	67,340.00	0.00	0.00
20-218-100-321	EXP PEA Purch Prof - Edu Svcs	0.00	0.00	0.00	0.00	0.00	0.00	0.00
20-218-100-600	EXP PEA General Supplies	56,338.00	0.00	56,338.00	1,597.08	1,844.08	52,896.84	0.00
20-218-200-102	EXP PEA Supervisors of Instr	0.00	0.00	0.00	0.00	0.00	0.00	0.00
20-218-200-103	Salaries of Program Directors	36,991.00	0.00	36,991.00	6,165.16	30,825.84	0.00	0.00
20-218-200-104	Salary Other Pre staff	65,068.00	0.00	65,068.00	750.00	32,500.00	31,818.00	0.00
20-218-200-105	EXP PEA Sal of Sec/Assistant	10,516.00	0.00	10,516.00	0.00	10,516.00	0.00	0.00
20-218-200-110	EXP PEA Other Salaries	11,820.00	0.00	11,820.00	793.56	11,026.44	0.00	0.00
20-218-200-173	Facilitator/Coach	1,750.00	0.00	1,750.00	0.00	1,750.00	0.00	0.00
20-218-200-176	EXP PEA Sal of Master Teachers	0.00	0.00	0.00	0.00	0.00	0.00	0.00
20-218-200-200	Personal Services-Emp Benefits	136,100.00	0.00	136,100.00	20,818.73	114,995.55	285.72	285.72
20-218-200-600	Preschool Supplies	0.00	0.00	0.00	0.00	0.00	0.00	0.00
20-218-400-731	EXP PEA Instr Equipment	14,000.00	0.00	14,000.00	0.00	0.00	14,000.00	0.00
20-218-400-732	EXP PEA Noninstructional Equip	16,000.00	0.00	16,000.00	6,840.64	1,357.47	7,801.89	0.00
Early Childhood Program Aid		717,991.00	0.00	717,991.00	36,965.17	574,223.38	106,802.45	285.72
20-231-100-100	Salaries	18,603.00	8,558.00	27,161.00	4,628.49	13,974.51	8,558.00	0.00
20-231-100-320	Title I - Other Purchased Svcs	0.00	0.00	0.00	0.00	0.00	0.00	0.00
20-231-100-600	SUPPLIES	2,743.00	(2,743.00)	0.00	0.00	0.00	0.00	0.00
20-231-100-610	Supplies	0.00	0.00	0.00	0.00	0.00	0.00	0.00
20-231-200-100	SUPP SVS SALARIES	0.00	0.00	0.00	0.00	0.00	0.00	0.00
20-231-200-200	BENEFITS	0.00	0.00	0.00	0.00	0.00	0.00	0.00
20-231-200-300	PURCH PROF/TECH SVS	500.00	7,600.00	8,100.00	0.00	0.00	8,100.00	0.00
20-231-200-500	OTHER PURCH SVS	0.00	0.00	0.00	0.00	0.00	0.00	0.00
20-231-200-610	Title I Supplies	0.00	0.00	0.00	0.00	0.00	0.00	0.00
20-231-400-731	Title I-Current	0.00	0.00	0.00	0.00	0.00	0.00	0.00
Title I Improving Basic Programs		21,846.00	13,415.00	35,261.00	4,628.49	13,974.51	16,658.00	0.00
20-232-100-100	SALARIES	0.00	0.00	0.00	0.00	0.00	0.00	0.00
20-232-100-600	SUPPLIES	0.00	0.00	0.00	0.00	0.00	0.00	0.00
20-232-100-610	Title I - Carryover - Supplies	0.00	0.00	0.00	0.00	0.00	0.00	0.00
20-232-200-200		0.00	0.00	0.00	0.00	0.00	0.00	0.00
20-232-200-300	Title II Carryover Services	0.00	0.00	0.00	0.00	0.00	0.00	0.00
20-232-200-610	Carryover Title I - Supplies	0.00	0.00	0.00	0.00	0.00	0.00	0.00
Title I Carryover		0.00	0.00	0.00	0.00	0.00	0.00	0.00
20-241-100-600	Instructional Supplies	0.00	713.00	713.00	0.00	0.00	713.00	0.00
20-242-100-300	Title III Prof. Svcs-PRIOR	0.00	0.00	0.00	0.00	0.00	0.00	0.00
20-242-100-610	TITLE II SUPPLIES	0.00	0.00	0.00	0.00	0.00	0.00	0.00
Title III English Lang Enhancement		0.00	713.00	713.00	0.00	0.00	713.00	0.00
20-250-100-100	SALARIES	0.00	0.00	0.00	0.00	0.00	0.00	0.00
20-250-100-500	Other Purchased Services-IDEA	0.00	0.00	0.00	0.00	0.00	0.00	0.00
20-250-100-600	SUPPLIES	8,146.00	12,650.00	20,796.00	0.00	0.00	20,796.00	0.00
20-250-200-100	SUPP SVS SALARIES	0.00	0.00	0.00	0.00	0.00	0.00	0.00
20-250-200-200	BENEFITS	0.00	0.00	0.00	0.00	0.00	0.00	0.00
20-250-200-300	PURCH PROF/TECH SVS	72,250.00	4,750.00	77,000.00	0.00	2,500.00	74,500.00	0.00
20-250-200-500	OTHER PURCH SVS	0.00	0.00	0.00	0.00	0.00	0.00	0.00
20-250-400-731	Instructional Equipment	0.00	0.00	0.00	0.00	0.00	0.00	0.00
20-251-400-731	IDEA Basic	0.00	0.00	0.00	0.00	0.00	0.00	0.00
IDEA Part B		80,396.00	17,400.00	97,796.00	0.00	2,500.00	95,296.00	0.00
20-251-100-500	OTHER PURCH SVS	0.00	0.00	0.00	0.00	0.00	0.00	0.00
20-251-100-610	IDEA PS - SUPPLIES	0.00	1,000.00	1,000.00	0.00	0.00	1,000.00	0.00
20-251-100-800	IDEA PS - OTHER	0.00	0.00	0.00	0.00	0.00	0.00	0.00
20-251-200-300	IDEA PS - OTHER PUCH SVCS	3,513.00	(390.00)	3,123.00	0.00	0.00	3,123.00	0.00
20-251-200-500	IDEA PRESCHOOL - OTHER PURC SV	0.00	0.00	0.00	0.00	0.00	0.00	0.00
IDEA Pre-School		3,513.00	610.00	4,123.00	0.00	0.00	4,123.00	0.00

Fund 20 (Special Revenue Fund)

Expend. Account #	Account Title	Original Bgt	New App/Tmsf	Revised Bgt	Expenditures	Encumbrances	Avail Balance	Refunds
20-252-100-100	Salaries	0.00	0.00	0.00	0.00	0.00	0.00	0.00
20-252-100-600	Supplies	0.00	0.00	0.00	0.00	0.00	0.00	0.00
20-252-200-200	Benefits	0.00	0.00	0.00	0.00	0.00	0.00	0.00
20-252-200-610	IDEA Carryover - Supplies	0.00	0.00	0.00	0.00	0.00	0.00	0.00
IDEA Carryover		0.00	0.00	0.00	0.00	0.00	0.00	0.00
20-253-100-610	IDEA PS SUPPLIES - PRIOR	0.00	0.00	0.00	0.00	0.00	0.00	0.00
20-253-100-800	IDEA PRESCHOOL OTHER - PRIOR	0.00	0.00	0.00	0.00	0.00	0.00	0.00
20-253-200-300	IDEA PS - PURC PROF SV - PRIOR	0.00	0.00	0.00	0.00	0.00	0.00	0.00
20-253-200-500	IDEA PS - OTHER PUC SV - PRIOR	0.00	0.00	0.00	0.00	0.00	0.00	0.00
IDEA (Prog. 253)		0.00	0.00	0.00	0.00	0.00	0.00	0.00
20-270-100-100	Title IIA Salary	2,210.00	4,952.00	7,162.00	553.10	1,656.90	4,952.00	0.00
20-270-100-610	Supplies	0.00	783.00	783.00	0.00	0.00	783.00	0.00
20-270-200-100	Title IIA Salary	0.00	0.00	0.00	0.00	0.00	0.00	0.00
20-270-200-200	Sub Salary	0.00	0.00	0.00	0.00	0.00	0.00	0.00
20-270-200-300	Title IIA Prof Svcs - PRIOR	3,060.00	(3,060.00)	0.00	0.00	0.00	0.00	0.00
20-270-200-500	Other Purchased Svcs	0.00	0.00	0.00	0.00	0.00	0.00	0.00
20-270-200-600	Supplies - Title II A	0.00	0.00	0.00	0.00	0.00	0.00	0.00
Title II -A Teacher Training		5,270.00	2,675.00	7,945.00	553.10	1,656.90	5,735.00	0.00
20-272-100-100	Title IID Tech Ed - PRIOR	0.00	0.00	0.00	0.00	0.00	0.00	0.00
20-272-100-610	Title IID Tech Supplies PRIOR	0.00	0.00	0.00	0.00	0.00	0.00	0.00
20-272-200-300	Purch Prof/Tech Svcs	0.00	0.00	0.00	0.00	0.00	0.00	0.00
20-272-200-500	Other Purch Svcs	0.00	0.00	0.00	0.00	0.00	0.00	0.00
Title II-D Technology Education		0.00	0.00	0.00	0.00	0.00	0.00	0.00
20-271-100-610	Supplies	0.00	0.00	0.00	0.00	0.00	0.00	0.00
20-271-200-300	Purch Prof/Tech Svcs	0.00	0.00	0.00	0.00	0.00	0.00	0.00
20-271-200-500	Other Purch Svcs	0.00	0.00	0.00	0.00	0.00	0.00	0.00
20-271-200-610	Title II Supplies - PRIOR	0.00	0.00	0.00	0.00	0.00	0.00	0.00
Title II Carryover		0.00	0.00	0.00	0.00	0.00	0.00	0.00
20-280-100-300	Purch Prof/Tech Svcs	0.00	0.00	0.00	0.00	0.00	0.00	0.00
20-280-100-600	Supplies	1,470.00	(1,341.61)	128.39	0.00	128.39	0.00	0.00
20-280-200-100	Title IV A-Salaries-Support	2,689.00	1,677.00	4,366.00	407.54	2,281.46	1,677.00	0.00
20-280-200-300	Title IV Part A Prof Tech	2,550.00	1,950.00	4,500.00	0.00	2,000.00	2,500.00	0.00
20-280-200-600	Title IV Part A Supplies	1,791.00	(452.00)	1,339.00	0.00	924.00	415.00	0.00
20-280-400-732	Title IV-Non-Instruction Equip	0.00	0.00	0.00	0.00	0.00	0.00	0.00
Title IV Drug Free Schools		8,500.00	1,833.39	10,333.39	407.54	5,333.85	4,592.00	0.00
20-281-100-300	Purch Prof/Tech Svcs	0.00	0.00	0.00	0.00	0.00	0.00	0.00
20-281-100-600	Supplies	0.00	0.00	0.00	0.00	0.00	0.00	0.00
Title IV DFSCA Carryover		0.00	0.00	0.00	0.00	0.00	0.00	0.00
20-290-200-300	RTTT - Teach Eval	0.00	0.00	0.00	0.00	0.00	0.00	0.00
Other Spec Prog		0.00	0.00	0.00	0.00	0.00	0.00	0.00
20-100-100-000	Sustainable NJ salary	0.00	0.00	0.00	0.00	0.00	0.00	0.00
20-100-100-610	Sustainable NJ Supplies	0.00	0.00	0.00	0.00	0.00	0.00	0.00
20-101-100-320	NJ Council Hum Prof Svc	0.00	0.00	0.00	0.00	0.00	0.00	0.00
20-101-100-610	NJ Council Hum Libr	0.00	0.00	0.00	0.00	0.00	0.00	0.00
20-190-100-610	Exxon Mobile STEM	0.00	0.00	0.00	0.00	0.00	0.00	0.00
20-190-261-400	Sustainable NJ-2016 Controls	0.00	0.00	0.00	0.00	0.00	0.00	0.00
20-200-100-610	Pride Grant Supplies	0.00	0.00	0.00	0.00	0.00	0.00	0.00
Other State Proj		0.00	0.00	0.00	0.00	0.00	0.00	0.00
20-190-100-610	Exxon Mobile STEM	0.00	0.00	0.00	0.00	0.00	0.00	0.00
20-450-100-101	Other	0.00	0.00	0.00	0.00	0.00	0.00	0.00
Other Federal Projects		0.00	0.00	0.00	0.00	0.00	0.00	0.00
20-477-100-600	Instruct. Supplies-Instruction	0.00	15,620.00	15,620.00	0.00	0.00	15,620.00	0.00
20-477-200-600	Supplies and Materials-Support	0.00	5,041.00	5,041.00	0.00	4,921.25	119.75	0.00
CARES ACT		0.00	20,661.00	20,661.00	0.00	4,921.25	15,739.75	0.00
Grand Totals for fund 20:		837,516.00	57,307.39	894,823.39	42,554.30	602,609.89	249,659.20	285.72

Pursuant to N.J.A.C. 6A:23A-16.10(c)3, I certify that as of the date of this report no budgetary line item account has encumbrances and expenditures which in total exceed the line item appropriation in violation of 6A:23A-16.10(a).



John Jennings, Business Administrator

9/9/20
Date

Interim Balance Sheet

ASSETS AND RESOURCES

ASSETS			
101 Cash in checking account		\$ 395,049.00	
102-106 Other cash equivalents		\$ 0.00	
Total cash		<u> </u>	\$ 395,049.00
111 Investments			\$ 0.00
114 Investment interest receivable			\$ 0.00
121 Tax levy receivable			\$ 0.00
Accounts receivable			
132 Interfund		\$ 0.00	
141 Intergovernmental - state		\$ 68,201.00	
142 Intergovernmental - federal		\$ 0.00	
143 Intergovernmental - other		\$ 0.00	
153 Other Accounts Receivable		\$ 0.00	
		<u> </u>	\$ 68,201.00
Loans receivable			
131 Interfund		\$ 0.00	
151 Other Loans Receivable		\$ 0.00	
		<u> </u>	\$ 0.00
199 Other current assets			\$ 0.00
RESOURCES			
301 Estimated revenues (from adjusted budget)		\$ 531,500.00	
302 Less: revenues collected or accrued		\$ (531,500.00)	
		<u> </u>	\$ 0.00
TOTAL ASSETS AND RESOURCES			<u> </u>
			\$ 463,250.00

LIABILITIES AND FUND EQUITY

LIABILITIES			
401 Interfund loans payable			\$ 0.00
402 Interfund accounts payable			\$ 0.00
411 Intergovernmental accounts payable - state			\$ 0.00
412 Intergovernmental accounts payable - federal			\$ 0.00
413 Intergovernmental accounts payable - other			\$ 0.00
421 Accounts payable			\$ 0.00
422 Judgments payable			\$ 0.00
430 Compensated absences payable			\$ 0.00
431 Contracts payable			\$ 0.00
451 Loans payable			\$ 0.00
481 Deferred revenues			\$ 0.00
499 Other current liabilities			\$ 0.00
Total liabilities		<u> </u>	\$ 0.00

FUND EQUITY

Appropriated:

753 Reserve for encumbrances - current year			\$	0.00	
754 Reserve for encumbrances - prior year			\$	0.00	
760 Other reserves			\$	0.00	
771 Designated Fund Balance			\$	0.00	
601 Appropriations		\$	531,500.00		
602 Less: expenditures	\$	68,250.00			
603 Less: encumbrances	\$	0.00	\$	(68,250.00)	\$
Appropriations less expenditures				<u>463,250.00</u>	\$
					463,250.00

Unappropriated:

770 Fund Balance, July 1, 2020			\$	0.00	
303 Less: budgeted fund balance			\$	0.00	
Unappropriated fund balance					\$
Total fund equity					<u>0.00</u>
					<u>\$</u>
					463,250.00

TOTAL LIABILITIES AND FUND EQUITY

\$ 463,250.00

RECAPITULATION OF FUND BALANCE - CURRENT YEAR ACTIVITY

	Budgeted	Actual	Variance
Appropriations	\$ 531,500.00	\$ 68,250.00	\$ 463,250.00
Less: Revenues	\$ (531,500.00)	\$ (531,500.00)	\$ 0.00
Subtotal	<u>\$ 0.00</u>	<u>\$ (463,250.00)</u>	<u>\$ 463,250.00</u>
Less: adjustment to appropriations for Prior Year Encumbrances	\$ 0.00	\$ 0.00	\$ 0.00
Total current year budgeted fund balance	<u>\$ 0.00</u>	<u>\$ (463,250.00)</u>	<u>\$ 463,250.00</u>
Add: Unappropriated fund balance			<u>\$ 0.00</u>
Total of budgeted and unappropriated fund balance			<u>\$ 463,250.00</u>

Revenues/Sources of Funds

Acct Group	Group Title	Budgeted Est.	Transfers	Adj. Budget	Act to Date	Unrealized Under/(Over)
Recap	From Recap of Fund Balance	0.00	0.00	0.00	(463,250.00)	463,250.00
52xx	From Transfers	0.00	0.00	0.00	0.00	0.00
1xxx	From Local Sources	453,251.00	0.00	453,251.00	453,251.00	0.00
2xxx	From Intermediate Sources	0.00	0.00	0.00	0.00	0.00
3xxx	From State Sources	78,249.00	0.00	78,249.00	78,249.00	0.00
4xxx	From Federal Sources	0.00	0.00	0.00	0.00	0.00
5xxx	From Other Sources	0.00	0.00	0.00	0.00	0.00
Grand Totals		531,500.00	0.00	531,500.00	68,250.00	463,250.00

Fund 40 (Debt Service Fund)

Account Group	Group Title	Original Bgt	New App/Trnsf	Revised Bgt	Expenditures	Encumbrances	Avail Balance	Refunds
Debt Service-Regular		531,500.00	0.00	531,500.00	68,250.00	0.00	463,250.00	0.00
Grand Totals for fund 40:		531,500.00	0.00	531,500.00	68,250.00	0.00	463,250.00	0.00

Revenues Summary


Acct Group	Group Title	Budgeted Est.	Transfers	Adj. Budget	Act to Date	Unrealized Under/(Over)
Recap	From Recap of Fund Balance	0.00	0.00	0.00	(463,250.00)	463,250.00
40-1210-000-000	Local Tax Levy	453,251.00	0.00	453,251.00	453,251.00	0.00
40-3160-000-000	Type II Aid	78,249.00	0.00	78,249.00	78,249.00	0.00
Grand Totals		531,500.00	0.00	531,500.00	68,250.00	463,250.00

Minimum Expense General Ledger Report

Fund 40 (Debt Service Fund)

Expend. Account #	Account Title	Original Bgt	New App/Trnsf	Revised Bgt	Expenditures	Encumbrances	Avail Balance	Refunds
40-701-510-834	Interest on Bonds	136,500.00	0.00	136,500.00	68,250.00	0.00	68,250.00	0.00
40-701-510-910	Redemption of Principal	395,000.00	0.00	395,000.00	0.00	0.00	395,000.00	0.00
40-701-510-911	Misc	0.00	0.00	0.00	0.00	0.00	0.00	0.00
40-701-510-920	Amts Paid to Sinking Fund	0.00	0.00	0.00	0.00	0.00	0.00	0.00
Debt Service-Regular		531,500.00	0.00	531,500.00	68,250.00	0.00	463,250.00	0.00
Grand Totals for fund 40:		531,500.00	0.00	531,500.00	68,250.00	0.00	463,250.00	0.00

Pursuant to N.J.A.C. 6A:23A-16.10(c)3, I certify that as of the date of this report no budgetary line item account has encumbrances and expenditures which in total exceed the line item appropriation in violation of 6A:23A-16.10(a).


 John Jennings, Business Administrator

9/9/20
 Date