

HIGH BRIDGE BOROUGH BOARD OF EDUCATION  
 BOARD SECRETARY'S REPORT FOR THE MONTH OF MAY, 2022

CASH BALANCE

Balance 4/30/2022	\$	4,122,032.02
Receipts 5/22	\$	2,017,659.70
Expend 5/22	\$	(650,232.49)

Cash Balance 5/31/2022	\$	5,489,459.23
------------------------	----	--------------

CASH IN BANK

Fund 10-101	Operating Account	\$	2,891,241.55
Fund 10-116	Capital Reserve Account	\$	1,809,367.51
Fund 10-117	Maintenance Reserve Account	\$	434,303.71
Fund 20-101	Special Revenue Funds	\$	354,546.46
Fund 30-101	Capital Project Funds		
Fund 40-101	Debt Service Funds	\$	-

Total Cash in Bank 5/31/2022	\$	5,489,459.23
------------------------------	----	--------------

Pursuant to N.J.A.C. 6:30-2.13(d)\*, I certify that as of May 31, 2022 no budgetary line item account has been overexpended in violation of N.J.A.C. 6:20-2.13(a)\*.

  
 Board Secretary

6/10/22  
 Date

REPORT OF THE TREASURER  
HIGH BRIDGE BOARD OF EDUCATION  
May, 2022

FUNDS	Beginning Cash Balance	Cash Receipts This Month	Cash Disbursements This Month	Journal Entries Redistributions	Ending Cash Balance
<b>GOVERNMENTAL FUNDS</b>					
General Fund - Fund 10-101	\$ 1,568,908.10	\$ 1,913,582.47	\$ 591,249.02		\$ 2,891,241.55
Capital Reserve-Fund 10-116	\$ 1,809,290.68	\$ 76.83			\$ 1,809,367.51
Maintenance Reserve-Fund 10-117	\$ 434,285.27	\$ 18.44			\$ 434,303.71
Special Revenue Fund - Fund 20	\$ 309,547.97	\$ 103,981.96	\$ 58,983.47		\$ 354,546.46
Capital Projects - Fund 30					
Debt Service Fund - Fund 40	\$ -				\$ -
<b>Total Governmental Funds</b>	<b>\$ 4,122,032.02</b>	<b>\$ 2,017,659.70</b>	<b>\$ 650,232.49</b>	<b>\$ -</b>	<b>\$ 5,489,459.23</b>
<b>CAFETERIA ACCOUNT</b>	<b>\$ 58,298.55</b>	<b>\$ 19,310.01</b>	<b>\$ 11,472.33</b>		<b>\$ 66,136.23</b>
<b>STUDENT ACTIVITY ACCOUNT</b>	<b>\$ 23,031.89</b>	<b>\$ 926.98</b>	<b>\$ 3,958.32</b>		<b>\$ 20,000.55</b>
<b>TRUST AND AGENCY FUNDS</b>					
Payroll	\$16,007.65	\$ 267,315.92	\$ 267,315.14		\$ 16,008.43
Payroll Agency	\$12,790.59	\$ 238,263.98	\$ 229,435.65		\$ 21,618.92
FSA Account	\$11,074.68	\$ 1,655.47	\$ 811.78		\$ 11,918.37
Unemployment (SUI)	\$183,369.38	\$26,071.77			\$ 209,441.15
<b>Total Trust &amp; Agency Funds</b>	<b>\$223,242.30</b>	<b>\$533,307.14</b>	<b>\$497,562.57</b>	<b>\$0.00</b>	<b>\$ 258,986.87</b>
<b>TOTAL ALL FUNDS</b>	<b>\$ 4,426,604.76</b>	<b>\$ 2,571,203.83</b>	<b>\$ 1,163,225.71</b>	<b>\$0.00</b>	<b>\$ 5,834,582.88</b>

Prepared and Submitted By:

*Janet Harwood*

6/10/2022

Date

**Interim Balance Sheet**

**ASSETS AND RESOURCES**

ASSETS	
101 Cash in checking account	\$ 2,891,241.55
102-106 Other cash equivalents	\$ 0.00
Total cash	\$ 2,891,241.55
111 Investments	\$ 0.00
114 Investment interest receivable	\$ 0.00
116 Capital reserve account	\$ 1,809,367.51
117 Maintenance reserve account	\$ 434,303.71
121 Tax levy receivable	\$ 0.00
Accounts receivable	
132 Interfund	\$ 0.00
141 Intergovernmental - state	\$ 154,520.28
142 Intergovernmental - federal	\$ 0.00
143 Intergovernmental - other	\$ 0.00
153 Other Accounts Receivable	\$ 0.00
	\$ 154,520.28
Loans receivable	
131 Interfund	\$ 0.00
151 Other Loans Receivable	\$ 0.00
	\$ 0.00
199 Other current assets	\$ 0.00
RESOURCES	
301 Estimated revenues (from adjusted budget)	\$ 8,168,238.00
302 Less: revenues collected or accrued	\$ (8,178,738.64)
	\$ (10,500.64)
TOTAL ASSETS AND RESOURCES	\$ 5,278,932.41

**LIABILITIES AND FUND EQUITY**

LIABILITIES	
401 Interfund loans payable	\$ 0.00
402 Interfund accounts payable	\$ 0.00
411 Intergovernmental accounts payable - state	\$ 0.00
412 Intergovernmental accounts payable - federal	\$ 0.00
413 Intergovernmental accounts payable - other	\$ 0.00
421 Accounts payable	\$ 0.00
422 Judgments payable	\$ 0.00
430 Compensated absences payable	\$ 0.00
431 Contracts payable	\$ 0.00
451 Loans payable	\$ 0.00
481 Deferred revenues	\$ 0.00
499 Other current liabilities	\$ 0.00
Total liabilities	\$ 0.00

FUND EQUITY

Appropriated:

753 Reserve for encumbrances - current year			\$	1,273,334.09		
754 Reserve for encumbrances - prior year			\$	30,606.31		
761 Reserved fund balance Capital Reserve - July 1, 2021		\$	1,808,389.65			
604 Add: Increase in capital reserve		\$	400.00			
307 Less: Budgeted withdrawal from capital reserve - eligible costs		\$	0.00			
309 Less: Budgeted withdrawal from capital reserve - excess costs		\$	(705,104.00)			
317 Less: Budgeted withdrawal from capital reserve - transfer to Debt Svc		\$	0.00			
Subtotal - capital reserve				\$	1,103,685.65	
764 Reserved fund balance Maintenance Reserve - July 1, 2021		\$	434,048.60			
606 Add: Increase in maintenance reserve		\$	400.00			
310 Less: Budgeted withdrawal from maintenance reserve		\$	0.00			
Subtotal - maintenance reserve				\$	434,448.60	
760 Other reserves				\$	0.00	
771 Designated Fund Balance				\$	0.00	
772 Designated Fund Balance - ARRA/SEMI				\$	0.00	
601 Appropriations		\$	9,405,982.90			
602 Less: expenditures	\$	6,589,779.19				
603 Less: encumbrances	\$	1,303,940.40	\$	(7,893,719.59)	\$	1,512,263.31
Appropriations less expenditures					\$	4,354,337.96
Unappropriated:						
770 Fund Balance, July 1, 2021				\$	1,352,184.45	
303 Less: budgeted fund balance				\$	(427,590.00)	
Unappropriated fund balance					\$	924,594.45
Total fund equity					\$	5,278,932.41

TOTAL LIABILITIES AND FUND EQUITY

\$ 5,278,932.41

RECAPITULATION OF FUND BALANCE - CURRENT YEAR ACTIVITY

	Budgeted	Actual	Variance
Appropriations	\$ 9,405,982.90	\$ 7,893,719.59	\$ 1,512,263.31
Less: Revenues	\$ (8,168,238.00)	\$ (8,178,738.64)	\$ 10,500.64
Subtotal	\$ 1,237,744.90	\$ (285,019.05)	\$ 1,522,763.95
Change in capital reserve			
Plus - Increase in reserve	\$ 400.00	\$ 977.86	\$ (577.86)
Less - Withdrawal from reserve	\$ (705,104.00)	\$ 0.00	\$ (705,104.00)
Change in maintenance reserve			
Plus - Increase in reserve	\$ 400.00	\$ 255.11	\$ 144.89
Less - Withdrawal from reserve	\$ 0.00	\$ 0.00	\$ 0.00
Less: adjustment to appropriations for Prior Year Encumbrances	\$ (105,850.90)	\$ (105,850.90)	\$ 0.00
Total current year budgeted fund balance	\$ 427,590.00	\$ (389,636.98)	\$ 817,226.98
Add: Unappropriated fund balance			\$ 924,594.45
Total of budgeted and unappropriated fund balance			<u>\$ 1,741,821.43</u>

**Revenues/Sources of Funds**

Acct Group	Group Title	Budgeted Est.	Transfers	Adj. Budget	Act to Date	Unrealized Under/(Over)
Recap	From Recap of Fund Balance	427,590.00	105,850.90	533,440.90	(283,786.08)	817,226.98
307/309/317	Bgtd wdrwl from cap rsv	705,104.00	0.00	705,104.00	0.00	705,104.00
310	Bgtd wdrwl from maint rsv	0.00	0.00	0.00	0.00	0.00
52xx	From Transfers	0.00	0.00	0.00	0.00	0.00
1xxx	From Local Sources	6,739,803.00	0.00	6,739,803.00	6,750,303.64	(10,500.64)
2xxx	From Intermediate Sources	0.00	0.00	0.00	0.00	0.00
3xxx	From State Sources	1,408,435.00	20,000.00	1,428,435.00	1,428,435.00	0.00
4xxx	From Federal Sources	0.00	0.00	0.00	0.00	0.00
5xxx	From Other Sources	0.00	0.00	0.00	0.00	0.00
<b>Grand Totals</b>		<b>9,280,932.00</b>	<b>125,850.90</b>	<b>9,406,782.90</b>	<b>7,894,952.56</b>	<b>1,511,830.34</b>

**Fund 10 (General Fund)**

Account Group	Group Title	Original Bgt	New App/Tnsf	Revised Bgt	Expenditures	Encumbrances	Avail Balance	Refunds
Grand Totals for fund 10:		0.00	0.00	0.00	0.00	0.00	0.00	0.00

**Fund 11 (Current Expense Fund)**

Account Group	Group Title	Original Bgt	New App/Tnsf	Revised Bgt	Expenditures	Encumbrances	Avail Balance	Refunds
Regular Programs-Instruction		1,889,241.00	88.00	1,889,329.00	1,609,306.88	205,556.20	74,465.92	19,888.22
Regular Programs-Home Instruction		4,000.00	9,500.00	13,500.00	11,104.17	0.00	2,395.83	0.00
Regular Programs-Undistrib Instruction		448,168.00	97,825.49	545,993.49	353,738.08	60,672.88	131,582.53	0.00
Special Education-Resource room		648,522.00	(2,098.99)	646,423.01	559,000.63	85,059.10	2,363.28	0.00
Autism		382,898.00	3,500.00	386,398.00	345,061.87	35,266.27	6,069.86	0.00
Home Instruction		2,000.00	(681.00)	1,319.00	0.00	0.00	1,319.00	0.00
Basic Skills/Remedial Instruction		92,066.00	(8.61)	92,057.39	83,330.33	8,550.34	176.72	0.00
Bilingual Education Instruction		250.00	8.61	258.61	258.61	0.00	0.00	0.00
Co/Extra-Curricular Activities-Instr		35,750.00	0.00	35,750.00	15,149.74	14,972.00	5,628.26	1,603.00
Athletic Programs-Instruction		17,000.00	0.00	17,000.00	12,520.11	4,479.89	0.00	0.00
Other Instructional Programs		4,700.00	0.00	4,700.00	1,280.00	0.00	3,420.00	0.00
Undistributed Expense-Instruction		90,000.00	0.00	90,000.00	192.00	0.00	89,808.00	0.00
Attendance and Social Work Svcs		53,107.00	0.00	53,107.00	46,631.70	6,475.30	0.00	0.00
Health Services		156,046.00	0.00	156,046.00	136,150.13	17,478.44	2,417.43	0.00
Speech, O/T, P/T & Related Svcs		168,116.00	(218.70)	167,897.30	120,979.20	33,720.43	13,197.67	21,865.92
Other Support Svc-Extraordinary Svcs		453,500.00	0.00	453,500.00	218,172.28	81,811.14	153,516.58	0.00
Undistributed Exp-Guidance		184,233.00	0.00	184,233.00	167,225.21	16,670.35	337.44	0.00
Undistributed Exp-Child Study Team		312,196.00	286.10	312,482.10	228,443.91	38,510.89	45,527.30	2,389.36
Improvement of Instructional Svcs		79,441.00	0.00	79,441.00	71,725.62	7,715.38	0.00	0.00
Library and Educ Media		113,186.00	(10,600.00)	102,586.00	39,409.36	9,450.56	53,726.08	0.00
Instr. Staff Training Svcs		13,700.00	0.00	13,700.00	11,109.39	2,440.06	150.55	0.00
Support Svc-General Admin		234,228.00	0.00	234,228.00	174,303.21	33,477.90	26,446.89	0.00
Support Svc-School Admin		180,038.00	0.00	180,038.00	155,993.90	16,379.10	7,665.00	0.00
Central Services		128,164.00	0.00	128,164.00	101,460.51	12,258.68	14,444.81	0.00
Admin Inform Tech Support Svcs		30,000.00	0.00	30,000.00	25,477.62	0.00	4,522.38	3,836.17
Required Maint. of School Fac.		360,109.00	4,650.00	364,759.00	237,602.78	75,314.72	51,841.50	0.00
Custodial Services		485,076.00	5,536.00	490,612.00	421,640.23	40,401.54	28,570.23	5,412.61
Student Transportation Svcs		133,000.00	0.00	133,000.00	11,935.00	12,185.00	108,880.00	0.00
Employee Benefits		1,726,006.00	(5,818.89)	1,720,187.11	1,342,462.83	25,532.23	352,192.05	278,437.66
606	Increase in Maint Rsv	400.00	0.00	400.00	255.11	0.00	144.89	0.00
Grand Totals for fund 11:		8,425,141.00	101,968.01	8,527,109.01	6,501,920.41	844,378.40	1,180,810.20	333,432.94

**Fund 12 (Capital Outlay Fund)**

Account Group	Group Title	Original Bgt	New App/Tnsf	Revised Bgt	Expenditures	Encumbrances	Avail Balance	Refunds
604	Increase in Cap Rsv	400.00	0.00	400.00	977.86	0.00	(577.86)	0.00
Equipment		0.00	3,600.00	3,600.00	3,600.00	0.00	0.00	0.00
Equipment		15,000.00	20,282.89	35,282.89	35,282.89	0.00	0.00	0.00
Facil Acquis/Construction Svcs		840,391.00	0.00	840,391.00	49,231.00	459,562.00	331,598.00	0.00
Grand Totals for fund 12:		855,791.00	23,882.89	879,673.89	89,091.75	459,562.00	331,020.14	0.00
Grand Totals for all Subfunds of Fund 10:		9,280,932.00	125,850.90	9,406,782.90	6,591,012.16	1,303,940.40	1,511,830.34	333,432.94

**Revenues Summary**

Acct Group	Group Title	Budgeted Est.	Transfers	Adj. Budget	Act to Date	Unrealized Under/(Over)
Recap	From Recap of Fund Balance	427,590.00	105,850.90	533,440.90	(283,786.08)	817,226.98
307/309/317	Bgtd wdrwl from cap rsv	705,104.00	0.00	705,104.00	0.00	705,104.00
310	Bgtd wdrwl from maint rsv	0.00	0.00	0.00	0.00	0.00
10-5200-000-000	Transfers fr Other Funds	0.00	0.00	0.00	0.00	0.00
10-1210-000-000	Local Tax Levy	6,699,003.00	0.00	6,699,003.00	6,699,003.00	0.00
10-1220-000-000	Banked Capital	0.00	0.00	0.00	0.00	0.00
10-1300-000-000	Tuition	35,000.00	0.00	35,000.00	27,000.00	8,000.00
10-1320-000-000	Tuition LEAs within state	0.00	0.00	0.00	0.00	0.00
10-1350-000-000	Summer Tuition-Ultimate Sports	0.00	0.00	0.00	0.00	0.00
10-1510-000-000	Interest	0.00	0.00	0.00	2,153.12	(2,153.12)
10-1511-000-000	Interest on Emerg Rsv	0.00	0.00	0.00	0.00	0.00
10-1512-000-000	Interest on Cap Rsv	400.00	0.00	400.00	977.86	(577.86)
10-1530-000-000	Interest on Maint Reserve	400.00	0.00	400.00	255.11	144.89
10-1910-000-000	Rental Income	5,000.00	0.00	5,000.00	7,290.00	(2,290.00)
10-1980-000-000	Refund of P/Y Expend	0.00	0.00	0.00	13,174.55	(13,174.55)
10-1990-000-000	Misc Revenue	0.00	0.00	0.00	450.00	(450.00)
10-3116-000-000	School Choice Aid	33,630.00	0.00	33,630.00	33,630.00	0.00
10-3121-000-000	Categorical Transport Aid	14,338.00	0.00	14,338.00	14,338.00	0.00
10-3131-000-000	Extraordinary Aid	0.00	0.00	0.00	0.00	0.00
10-3132-000-000	Categorical Spec Ed Aid	275,401.00	0.00	275,401.00	275,401.00	0.00
10-3176-000-000	Equalization Aid	1,050,682.00	0.00	1,050,682.00	1,050,682.00	0.00
10-3177-000-000	Categorical Security Aid	34,384.00	0.00	34,384.00	34,384.00	0.00
10-3178-000-000	Adjustment Aid	0.00	0.00	0.00	0.00	0.00
10-3190-000-000	revenue non public transportat	0.00	0.00	0.00	0.00	0.00
10-3218-300-000	Bully Prevention Aide	0.00	0.00	0.00	0.00	0.00
10-3256-000-000	St Reimb-Sec Our Chld Fut Bond	0.00	20,000.00	20,000.00	20,000.00	0.00
10-3XXX-000-000	Other State Aids	0.00	0.00	0.00	0.00	0.00
18-4522-000-000	Education Jobs Fund	0.00	0.00	0.00	0.00	0.00
<b>Grand Totals</b>		<b>9,280,932.00</b>	<b>125,850.90</b>	<b>9,406,782.90</b>	<b>7,894,952.56</b>	<b>1,511,830.34</b>

**Minimum Expense General Ledger Report**

**Fund 10 (General Fund)**

Expend. Account #	Account Title	Original Bgt	New App/Trnsf	Revised Bgt	Expenditures	Encumbrances	Avail Balance	Refunds
Grand Totals for fund 10:		0.00	0.00	0.00	0.00	0.00	0.00	0.00

**Fund 11 (Current Expense Fund)**

Expend. Account #	Account Title	Original Bgt	New App/Trnsf	Revised Bgt	Expenditures	Encumbrances	Avail Balance	Refunds
11-100-221-176	Memtor Pay	0.00	0.00	0.00	0.00	0.00	0.00	526.30
11-105-100-936	Sal Teachers Preschool	55,104.00	0.00	55,104.00	0.00	0.00	55,104.00	0.00
11-110-100-101	Sal Teachers Kindergarten	176,998.00	88.00	177,086.00	157,780.00	19,306.00	0.00	0.00
11-120-100-101	Sal Teachers Gr 1-5	1,016,920.00	0.00	1,016,920.00	910,354.61	87,203.47	19,361.92	19,361.92
11-130-100-101	Sal Teachers Gr 6-8	640,219.00	0.00	640,219.00	541,172.27	99,046.73	0.00	0.00
Regular Programs-Instruction		1,889,241.00	88.00	1,889,329.00	1,609,306.88	205,556.20	74,465.92	19,888.22
11-150-100-101	Sal Teachers	3,000.00	9,500.00	12,500.00	11,104.17	0.00	1,395.83	0.00
11-150-100-320	Purchased Prof/Ed Services	1,000.00	0.00	1,000.00	0.00	0.00	1,000.00	0.00
Regular Programs-Home Instruction		4,000.00	9,500.00	13,500.00	11,104.17	0.00	2,395.83	0.00
11-190-100-320	Purch Prof/Ed Svs	151,768.00	0.00	151,768.00	116,333.29	0.00	35,434.71	0.00
11-190-100-340	Coper Leases	100,000.00	1,173.75	101,173.75	83,380.49	5,884.00	11,909.26	0.00
11-190-100-610	General Supplies	146,400.00	(1,278.57)	145,121.43	41,448.77	22,182.57	81,490.09	0.00
11-190-100-640	Textbooks	50,000.00	97,930.31	147,930.31	112,575.53	32,606.31	2,748.47	0.00
Regular Programs-Undistrib Instruction		448,168.00	97,825.49	545,993.49	353,738.08	60,672.88	131,582.53	0.00
11-213-100-101	Sal Teachers	647,222.00	(2,098.99)	645,123.01	557,964.36	84,963.77	2,194.88	0.00
11-213-100-610	General Supplies	1,300.00	0.00	1,300.00	1,036.27	95.33	168.40	0.00
Special Education-Resource room		648,522.00	(2,098.99)	646,423.01	559,000.63	85,059.10	2,363.28	0.00
11-214-100-101	Sal Teachers BD/Autism	376,298.00	3,500.00	379,798.00	343,087.08	35,258.92	1,452.00	0.00
11-214-100-106	Salaries Aides BD/Aut	5,200.00	(2.82)	5,197.18	580.00	0.00	4,617.18	0.00
11-214-100-610	Supplies BD/AUT	1,400.00	2.82	1,402.82	1,394.79	7.35	0.68	0.00
Autism		382,898.00	3,500.00	386,398.00	345,061.87	35,266.27	6,069.86	0.00
11-219-100-320	Purch Prof - Educational Svcs	2,000.00	(681.00)	1,319.00	0.00	0.00	1,319.00	0.00
Home Instruction		2,000.00	(681.00)	1,319.00	0.00	0.00	1,319.00	0.00
11-230-100-101	Sal Teachers	91,766.00	0.00	91,766.00	83,220.54	8,545.46	0.00	0.00
11-230-100-610	General Supplies	300.00	(8.61)	291.39	109.79	4.88	176.72	0.00
Basic Skills/Remedial Instruction		92,066.00	(8.61)	92,057.39	83,330.33	8,550.34	176.72	0.00
11-240-100-610	ESL General Supplies	250.00	8.61	258.61	258.61	0.00	0.00	0.00
Bilingual Education Instruction		250.00	8.61	258.61	258.61	0.00	0.00	0.00
11-401-100-100	Salaries	23,500.00	0.00	23,500.00	8,808.00	13,764.00	928.00	928.00
11-401-100-500	Purchased Services	3,500.00	0.00	3,500.00	875.00	600.00	2,025.00	675.00
11-401-100-580	Cocurricular Travel	4,000.00	0.00	4,000.00	2,700.00	0.00	1,300.00	0.00
11-401-100-600	Supplies & Materials	4,000.00	0.00	4,000.00	2,316.74	608.00	1,075.26	0.00
11-401-100-800	Other Objects	250.00	0.00	250.00	0.00	0.00	250.00	0.00
11-401-100-930	TrnsCoverDeficit(Agency Funds)	500.00	0.00	500.00	450.00	0.00	50.00	0.00
Co/Extra-Curricular Activities-Instr		35,750.00	0.00	35,750.00	15,149.74	14,972.00	5,628.26	1,603.00
11-402-100-100	Athletic Programs Salaries	13,000.00	0.00	13,000.00	9,891.11	3,108.89	0.00	0.00
11-402-100-500	Purch Svcs-Referees	4,000.00	0.00	4,000.00	2,629.00	1,371.00	0.00	0.00
Athletic Programs-Instruction		17,000.00	0.00	17,000.00	12,520.11	4,479.89	0.00	0.00
11-421-100-101	HW Club-Before/After Programs	2,500.00	80.00	2,580.00	1,280.00	0.00	1,300.00	0.00
11-422-100-101	Summer Salary-Sports Camp	2,200.00	(80.00)	2,120.00	0.00	0.00	2,120.00	0.00
Other Instructional Programs		4,700.00	0.00	4,700.00	1,280.00	0.00	3,420.00	0.00
11-000-100-562	Tuition LEA's in State Special	25,000.00	0.00	25,000.00	0.00	0.00	25,000.00	0.00
11-000-100-566	Tuition Prvt Sch Disab in Stat	65,000.00	0.00	65,000.00	192.00	0.00	64,808.00	0.00
Undistributed Expense-Instruction		90,000.00	0.00	90,000.00	192.00	0.00	89,808.00	0.00
11-000-211-100	School Social Worker	53,107.00	0.00	53,107.00	46,631.70	6,475.30	0.00	0.00
Attendance and Social Work Svcs		53,107.00	0.00	53,107.00	46,631.70	6,475.30	0.00	0.00
11-000-213-100	Salaries	147,046.00	0.00	147,046.00	129,914.42	17,131.58	0.00	0.00
11-000-213-300	Purchased Prof/Tech Svcs	1,750.00	0.00	1,750.00	1,750.00	0.00	0.00	0.00
11-000-213-600	Supplies & Materials	7,250.00	0.00	7,250.00	4,485.71	346.86	2,417.43	0.00
Health Services		156,046.00	0.00	156,046.00	136,150.13	17,478.44	2,417.43	0.00



Fund 11 (Current Expense Fund)

Expend. Account #	Account Title	Original Bgt	New App/Tnsf	Revised Bgt	Expenditures	Encumbrances	Avail Balance	Refunds
11-000-216-100	Salaries	153,216.00	0.00	153,216.00	115,663.57	33,580.51	3,971.92	21,865.92
11-000-216-320	Purchased Prof/Ed Services	7,900.00	(720.01)	7,179.99	4,120.50	0.00	3,059.49	0.00
11-000-216-600	Supplies & Materials	7,000.00	501.31	7,501.31	1,195.13	139.92	6,166.26	0.00
<b>Speech, O/T, P/T &amp; Related Svcs</b>		<b>168,116.00</b>	<b>(218.70)</b>	<b>167,897.30</b>	<b>120,979.20</b>	<b>33,720.43</b>	<b>13,197.67</b>	<b>21,865.92</b>
11-000-217-100	Salaries	3,500.00	0.00	3,500.00	0.00	0.00	3,500.00	0.00
11-000-217-320	Purchased Prof/Ed Svcs	450,000.00	0.00	450,000.00	218,172.28	81,811.14	150,016.58	0.00
<b>Other Support Svc-Extraordinary Svcs</b>		<b>453,500.00</b>	<b>0.00</b>	<b>453,500.00</b>	<b>218,172.28</b>	<b>81,811.14</b>	<b>153,516.58</b>	<b>0.00</b>
11-000-218-104	Salaries Other Prof Staff	136,568.00	0.00	136,568.00	126,308.70	10,259.30	0.00	0.00
11-000-218-105	Sal Guidance Secretary	46,915.00	0.00	46,915.00	40,503.95	6,411.05	0.00	0.00
11-000-218-600	Supplies & Materials	750.00	0.00	750.00	412.56	0.00	337.44	0.00
<b>Undistributed Exp-Guidance</b>		<b>184,233.00</b>	<b>0.00</b>	<b>184,233.00</b>	<b>167,225.21</b>	<b>16,670.35</b>	<b>337.44</b>	<b>0.00</b>
11-000-219-104	Salaries Other Prof Staff	224,728.00	0.00	224,728.00	190,740.97	31,597.67	2,389.36	2,389.36
11-000-219-105	Salaries Sec/Clerical Assts	30,718.00	0.00	30,718.00	25,810.58	2,907.42	2,000.00	0.00
11-000-219-320	Purchased Prof/Ed Svcs	32,000.00	0.00	32,000.00	1,337.00	555.00	30,108.00	0.00
11-000-219-390	Other Purch Prof Svcs	7,000.00	0.00	7,000.00	155.80	2,250.00	4,594.20	0.00
11-000-219-600	Supplies & Materials	15,000.00	286.10	15,286.10	10,399.56	1,200.80	3,685.74	0.00
11-000-219-800	Other Objects (NJPSA)	2,750.00	0.00	2,750.00	0.00	0.00	2,750.00	0.00
<b>Undistributed Exp-Child Study Team</b>		<b>312,196.00</b>	<b>286.10</b>	<b>312,482.10</b>	<b>228,443.91</b>	<b>38,510.89</b>	<b>45,527.30</b>	<b>2,389.36</b>
11-000-221-102	Salary Supervisor of Instruct	68,198.00	0.00	68,198.00	62,585.82	5,612.18	0.00	0.00
11-000-221-105	Salary Sec/Clerical Asst	9,243.00	0.00	9,243.00	8,556.02	686.98	0.00	0.00
11-000-221-110	Training of Staff	2,000.00	0.00	2,000.00	583.78	1,416.22	0.00	0.00
<b>Improvement of Instructional Svcs</b>		<b>79,441.00</b>	<b>0.00</b>	<b>79,441.00</b>	<b>71,725.62</b>	<b>7,715.38</b>	<b>0.00</b>	<b>0.00</b>
11-000-222-100	Sal Media Services	102,116.00	(14,600.00)	87,516.00	34,375.44	7,250.56	45,890.00	0.00
11-000-222-300	Purch Prof/Tech Svcs	700.00	4,050.00	4,750.00	2,550.00	2,200.00	0.00	0.00
11-000-222-600	Supplies & Materials	10,370.00	(50.00)	10,320.00	2,483.92	0.00	7,836.08	0.00
<b>Library and Educ Media</b>		<b>113,186.00</b>	<b>(10,600.00)</b>	<b>102,586.00</b>	<b>39,409.36</b>	<b>9,450.56</b>	<b>53,726.08</b>	<b>0.00</b>
11-000-223-110	Other Salaries	0.00	3,240.00	3,240.00	2,376.00	864.00	0.00	0.00
11-000-223-320	Inst Staff Training Consult	1,200.00	(1,088.00)	112.00	0.00	0.00	112.00	0.00
11-000-223-500	Other Purchased Svcs	12,500.00	(2,152.00)	10,348.00	8,733.39	1,576.06	38.55	0.00
<b>Instr. Staff Training Svcs</b>		<b>13,700.00</b>	<b>0.00</b>	<b>13,700.00</b>	<b>11,109.39</b>	<b>2,440.06</b>	<b>150.55</b>	<b>0.00</b>
11-000-230-100	Salaries	101,528.00	0.00	101,528.00	96,496.10	5,031.90	0.00	0.00
11-000-230-331	Legal Services	50,000.00	(2,187.00)	47,813.00	13,151.20	19,625.90	15,035.90	0.00
11-000-230-332	Audit Fees	24,500.00	0.00	24,500.00	24,500.00	0.00	0.00	0.00
11-000-230-334	Architect/Engineer Svcs	2,000.00	0.00	2,000.00	0.00	0.00	2,000.00	0.00
11-000-230-339	Other Purchased Prof Svcs	5,200.00	0.00	5,200.00	4,785.00	0.00	415.00	0.00
11-000-230-530	Communications/Telephone	20,000.00	0.00	20,000.00	11,682.09	8,221.91	96.00	0.00
11-000-230-580	Travel Other-Superintendent Travel	2,000.00	0.00	2,000.00	222.65	0.00	1,777.35	0.00
11-000-230-585	BOE Other Purchased Svcs	4,000.00	0.00	4,000.00	900.00	0.00	3,100.00	0.00
11-000-230-590	Misc Purchased Svcs	12,000.00	2,187.00	14,187.00	13,417.00	0.00	770.00	0.00
11-000-230-610	General Supplies	1,000.00	0.00	1,000.00	994.13	0.00	5.87	0.00
11-000-230-890	Misc Expenditures	7,500.00	(119.85)	7,380.15	4,135.59	598.19	2,646.37	0.00
11-000-230-895	BOE Membership Dues/Fees	4,500.00	119.85	4,619.85	4,019.45	0.00	600.40	0.00
<b>Support Svc-General Admin</b>		<b>234,228.00</b>	<b>0.00</b>	<b>234,228.00</b>	<b>174,303.21</b>	<b>33,477.90</b>	<b>26,446.89</b>	<b>0.00</b>
11-000-240-103	Sal Princ/Asst Princ/Prog Dir	132,923.00	0.00	132,923.00	120,105.92	12,817.08	0.00	0.00
11-000-240-105	Salaries Sec/Clerical Assts	36,915.00	0.00	36,915.00	33,352.98	3,562.02	0.00	0.00
11-000-240-600	Supplies & Materials	5,000.00	0.00	5,000.00	0.00	0.00	5,000.00	0.00
11-000-240-800	Other Objects	5,200.00	0.00	5,200.00	2,535.00	0.00	2,665.00	0.00
<b>Support Svc-School Admin</b>		<b>180,038.00</b>	<b>0.00</b>	<b>180,038.00</b>	<b>155,993.90</b>	<b>16,379.10</b>	<b>7,665.00</b>	<b>0.00</b>
11-000-251-100	Salaries	82,964.00	0.00	82,964.00	73,768.35	9,195.65	0.00	0.00
11-000-251-330	Purchased Prof Svcs	2,700.00	0.00	2,700.00	1,000.00	0.00	1,700.00	0.00
11-000-251-340	Purch Tech Svcs	34,000.00	0.00	34,000.00	23,209.38	3,061.00	7,729.62	0.00
11-000-251-592	Misc Purchased Svcs	1,000.00	0.00	1,000.00	700.00	0.00	300.00	0.00
11-000-251-600	Supplies & Materials	2,500.00	0.00	2,500.00	740.50	0.00	1,759.50	0.00
11-000-251-890	Misc Expenditures	5,000.00	0.00	5,000.00	2,042.28	2.03	2,955.69	0.00
<b>Central Services</b>		<b>128,164.00</b>	<b>0.00</b>	<b>128,164.00</b>	<b>101,460.51</b>	<b>12,258.68</b>	<b>14,444.81</b>	<b>0.00</b>
11-000-252-600	Supplies and Materials	0.00	11,828.70	11,828.70	11,828.70	0.00	0.00	0.00
11-000-252-500	Other Purchased Services Technology	30,000.00	(11,828.70)	18,171.30	13,648.92	0.00	4,522.38	3,836.17
<b>Admin Inform Tech Support Svcs</b>		<b>30,000.00</b>	<b>0.00</b>	<b>30,000.00</b>	<b>25,477.62</b>	<b>0.00</b>	<b>4,522.38</b>	<b>3,836.17</b>

Fund 11 (Current Expense Fund)


Expend. Account #	Account Title	Original Bgt	New App/Tmsf	Revised Bgt	Expenditures	Encumbrances	Avail Balance	Refunds
11-000-261-100	Salaries	129,109.00	0.00	129,109.00	107,570.60	21,538.40	0.00	0.00
11-000-261-420	Cleaning/Repair/Maint Svcs	220,000.00	4,650.00	224,650.00	123,417.08	51,290.32	49,942.60	0.00
11-000-261-610	General Supplies	11,000.00	0.00	11,000.00	6,615.10	2,486.00	1,898.90	0.00
Required Maint. of School Fac.		360,109.00	4,650.00	364,759.00	237,602.78	75,314.72	51,841.50	0.00
11-000-262-100	Salaries	192,616.00	666.00	193,282.00	166,959.77	24,000.37	2,321.86	2,912.61
11-000-262-107	Sal Non-Instruct Aides	14,960.00	0.00	14,960.00	10,605.79	4,354.21	0.00	0.00
11-000-262-300	Purch Prof Svcs	10,000.00	0.00	10,000.00	7,780.24	2,095.69	124.07	0.00
11-000-262-420	Cleaning/Repair/Maint Svcs	1,000.00	(1,000.00)	0.00	0.00	0.00	0.00	0.00
11-000-262-490	ES Water	22,000.00	(2,000.00)	20,000.00	17,161.94	918.06	1,920.00	0.00
11-000-262-520	Insurance	77,000.00	3,036.00	80,036.00	80,036.00	0.00	0.00	2,500.00
11-000-262-610	General Supplies	35,000.00	(3,666.00)	31,334.00	21,018.46	0.00	10,315.54	0.00
11-000-262-621	ES Natural Gas	60,000.00	8,500.00	68,500.00	58,002.84	4,019.24	6,477.92	0.00
11-000-262-622	Energy (Electricity)	71,000.00	0.00	71,000.00	59,215.19	5,013.97	6,770.84	0.00
11-000-262-800	Other Objects	1,500.00	0.00	1,500.00	860.00	0.00	640.00	0.00
Custodial Services		485,076.00	5,536.00	490,612.00	421,640.23	40,401.54	28,570.23	5,412.61
11-000-270-503	Aid in Lieu Pmts (Non-Public)	15,000.00	(2,000.00)	13,000.00	2,000.00	8,000.00	3,000.00	0.00
11-000-270-505	Contr Srvc Aid in Lieu pymts schl chc	3,000.00	2,000.00	5,000.00	2,500.00	2,500.00	0.00	0.00
11-000-270-512	Contr Svcs(not Home/School)Vend	9,000.00	0.00	9,000.00	6,310.00	820.00	1,870.00	0.00
11-000-270-513	Contr Serv(Home-Sch) Joint Agr	3,000.00	0.00	3,000.00	865.00	865.00	1,270.00	0.00
11-000-270-515	Spec Ed Joint Trans Agreemts	3,000.00	0.00	3,000.00	0.00	0.00	3,000.00	0.00
11-000-270-517	Transport (Reg Stud)ESC/CTSA	50,000.00	0.00	50,000.00	260.00	0.00	49,740.00	0.00
11-000-270-518	Contr Svcs ESC	50,000.00	0.00	50,000.00	0.00	0.00	50,000.00	0.00
Student Transportation Svcs		133,000.00	0.00	133,000.00	11,935.00	12,185.00	108,880.00	0.00
11-000-291-220	Social Security Contribns	68,500.00	12,000.00	80,500.00	68,800.75	0.00	11,699.25	0.00
11-000-291-241	Other Retirement Cont Regular	70,000.00	(2,000.00)	68,000.00	67,382.00	0.00	618.00	0.00
11-000-291-249	DCRP	8,000.00	2,000.00	10,000.00	8,742.34	0.00	1,257.66	0.00
11-000-291-250	Unemployment Compensation	25,000.00	0.00	25,000.00	25,000.00	0.00	0.00	0.00
11-000-291-260	Workmen's Compensation	71,000.00	(6,167.00)	64,833.00	64,753.00	0.00	80.00	640.00
11-000-291-270	Health Benefits	1,375,000.00	(12,332.89)	1,362,667.11	1,077,196.38	17,010.84	268,459.89	277,797.66
11-000-291-280	Tuition Reimbursement	35,000.00	0.00	35,000.00	26,640.00	8,360.00	0.00	0.00
11-000-291-290	Other Employee Benefits	3,506.00	681.00	4,187.00	3,948.36	161.39	77.25	0.00
11-000-291-299	Unused Sick Pay-Term/Ret Staff	70,000.00	0.00	70,000.00	0.00	0.00	70,000.00	0.00
Employee Benefits		1,726,006.00	(5,818.89)	1,720,187.11	1,342,462.83	25,532.23	352,192.05	278,437.66
606	Increase in Maint Rsv	400.00	0.00	400.00	255.11	0.00	144.89	0.00
Grand Totals for fund 11:		8,425,141.00	101,968.01	8,527,109.01	6,501,920.41	844,378.40	1,180,810.20	333,432.94

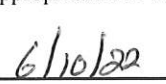
Fund 12 (Capital Outlay Fund)

Expend. Account #	Account Title	Original Bgt	New App/Tmsf	Revised Bgt	Expenditures	Encumbrances	Avail Balance	Refunds
604	Increase in Cap Rsv	400.00	0.00	400.00	977.86	0.00	(577.86)	\$0.00
12-130-100-730	Equipment Grades 6-8	0.00	3,600.00	3,600.00	3,600.00	0.00	0.00	0.00
Equipment		0.00	3,600.00	3,600.00	3,600.00	0.00	0.00	0.00
12-000-266-730	Undist. Expend. - Security	0.00	22,703.09	22,703.09	22,703.09	0.00	0.00	0.00
12-000-263-730	Undist Exp-CareUpkeep of Grnds	15,000.00	(2,420.20)	12,579.80	12,579.80	0.00	0.00	0.00
Equipment		15,000.00	20,282.89	35,282.89	35,282.89	0.00	0.00	0.00
12-000-400-390	Other Purch Prof & Tech Serv	0.00	3,150.00	3,150.00	2,800.00	0.00	350.00	0.00
12-000-400-334	Architectural/Engineering Svcs	50,000.00	0.00	50,000.00	36,969.00	6,524.00	6,507.00	0.00
12-000-400-450	Construction Services	790,383.00	(3,150.00)	787,233.00	9,462.00	453,038.00	324,733.00	0.00
12-000-400-896	Asst Debt Service SDA fund	8.00	0.00	8.00	0.00	0.00	8.00	0.00
Facil Acquis/Construction Svcs		840,391.00	0.00	840,391.00	49,231.00	459,562.00	331,598.00	0.00
Grand Totals for fund 12:		855,791.00	23,882.89	879,673.89	89,091.75	459,562.00	331,020.14	0.00

Grand Totals for all Subfunds of Fund 10: 9,280,932.00 125,850.90 9,406,782.90 6,591,012.16 1,303,940.40 1,511,830.34 333,432.94

Pursuant to N.J.A.C. 6A:23A-16.10(c)3, I certify that as of the date of this report no budgetary line item account has encumbrances and expenditures which in total exceed the line item appropriation in violation of 6A:23A-16.10(a).

  
 John Jennings, Business Administrator

  
 Date

**Interim Balance Sheet**

**ASSETS AND RESOURCES**

ASSETS			
101 Cash in checking account	\$	354,546.46	
102-106 Other cash equivalents	\$	<u>0.00</u>	
Total cash			\$ 354,546.46
111 Investments			\$ 0.00
114 Investment interest receivable			\$ 0.00
121 Tax levy receivable			\$ 0.00
Accounts receivable			
132 Interfund	\$	0.00	
141 Intergovernmental - state	\$	0.00	
142 Intergovernmental - federal	\$	(333.59)	
143 Intergovernmental - other	\$	43,795.08	
153 Other Accounts Receivable	\$	<u>(2,690.33)</u>	
			\$ 40,771.16
Loans receivable			
131 Interfund	\$	0.00	
151 Other Loans Receivable	\$	<u>0.00</u>	
			\$ 0.00
199 Other current assets			\$ 0.00
RESOURCES			
301 Estimated revenues (from adjusted budget)	\$	1,327,082.39	
302 Less: revenues collected or accrued	\$	<u>(953,415.40)</u>	
			\$ 373,666.99
TOTAL ASSETS AND RESOURCES			\$ <u>768,984.61</u>

**LIABILITIES AND FUND EQUITY**

LIABILITIES			
401 Interfund loans payable	\$		0.00
402 Interfund accounts payable	\$		0.00
411 Intergovernmental accounts payable - state	\$		0.00
412 Intergovernmental accounts payable - federal	\$		0.00
413 Intergovernmental accounts payable - other	\$		0.00
421 Accounts payable	\$		0.00
422 Judgments payable	\$		0.00
430 Compensated absences payable	\$		0.00
431 Contracts payable	\$		0.00
451 Loans payable	\$		0.00
481 Deferred revenues	\$	175,789.98	
499 Other current liabilities	\$		0.00
Total liabilities	\$		<u>175,789.98</u>

FUND EQUITY					
Appropriated:					
753 Reserve for encumbrances - current year			\$	439,253.90	
754 Reserve for encumbrances - prior year			\$	0.00	
760 Other reserves			\$	0.00	
771 Designated Fund Balance			\$	0.00	
601 Appropriations		\$	1,443,290.97		
602 Less: expenditures	\$	850,096.34			
603 Less: encumbrances	\$	439,253.90	\$	(1,289,350.24)	
Appropriations less expenditures			\$	153,940.73	
			\$	593,194.63	
Unappropriated:					
770 Fund Balance, July 1, 2021			\$	0.00	
303 Less: budgeted fund balance			\$	0.00	
Unappropriated fund balance			\$	0.00	
Total fund equity			\$	593,194.63	
TOTAL LIABILITIES AND FUND EQUITY				\$	768,984.61

**Revenues/Sources of Funds**

Acct Group	Group Title	Budgeted Est.	Transfers	Adj. Budget	Act to Date	Unrealized Under/(Over)
Info Only	Revenue Req'd to Balance	0.00	116,208.58	116,208.58	335,934.84	(219,726.26)
52xx	From Transfers	55,104.00	0.00	55,104.00	0.00	55,104.00
1xxx	From Local Sources	0.00	0.00	0.00	0.00	0.00
2xxx	From Intermediate Sources	0.00	0.00	0.00	0.00	0.00
3xxx	From State Sources	910,778.00	8,202.00	918,980.00	826,496.40	92,483.60
4xxx	From Federal Sources	132,462.00	220,536.39	352,998.39	126,919.00	226,079.39
5xxx	From Other Sources	0.00	0.00	0.00	0.00	0.00
<b>Grand Totals</b>		<b>1,098,344.00</b>	<b>344,946.97</b>	<b>1,443,290.97</b>	<b>1,289,350.24</b>	<b>153,940.73</b>

**Fund 20 (Special Revenue Fund)**

Account Group	Group Title	Original Bgt	New App/Tmsf	Revised Bgt	Expenditures	Encumbrances	Avail Balance	Refunds
Ungrouped Accounts		0.00	18,125.00	18,125.00	16,701.00	0.00	1,424.00	0.00
Local Projects		0.00	0.00	0.00	407.33	0.00	(407.33)	0.00
Early Childhood Program Aid		965,882.00	0.00	965,882.00	589,021.87	302,238.35	74,621.78	13,703.42
Title I Improving Basic Programs		29,972.00	23,807.00	53,779.00	42,631.74	0.00	11,147.26	0.00
Title III English Lang Enhancement		606.00	594.00	1,200.00	1,200.00	0.00	0.00	0.00
IDEA Part B		86,631.00	45,191.58	131,822.58	41,755.08	35,477.50	54,590.00	0.00
IDEA Pre-School		0.00	7,467.00	7,467.00	5,509.10	0.00	1,957.90	0.00
Title II -A Teacher Training		6,753.00	4,906.00	11,659.00	5,485.87	1,267.13	4,906.00	0.00
Title IV Drug Free Schools		8,500.00	4,612.00	13,112.00	9,094.35	800.00	3,217.65	0.00
Other State Proj		0.00	10,202.00	10,202.00	5,400.00	4,802.00	0.00	0.00
CRRSA ACT-ESSER II Grant Program		0.00	128,159.00	128,159.00	126,655.44	0.00	1,503.56	0.00
ARP ESSER Grant Program		0.00	77,583.39	77,583.39	3,534.56	73,068.92	979.91	0.00
ARP ESSER Sub Accel Learn Coach Educ		0.00	24,300.00	24,300.00	2,700.00	21,600.00	0.00	0.00
<b>Grand Totals for fund 20:</b>		<b>1,098,344.00</b>	<b>344,946.97</b>	<b>1,443,290.97</b>	<b>850,096.34</b>	<b>439,253.90</b>	<b>153,940.73</b>	<b>13,703.42</b>

**Revenues Summary**


Acct Group	Group Title	Budgeted Est.	Transfers	Adj. Budget	Act to Date	Unrealized Under/(Over)
		0.00	116,208.58	116,208.58	335,934.84	(219,726.26)
Info Only	Revenue Req'd to Balance					
20-5200-000-000	Interfund Transfers.	55,104.00	0.00	55,104.00	0.00	55,104.00
20-1310-000-000	preschool tuition	0.00	0.00	0.00	0.00	0.00
20-1920-000-000	Donation frm Private Org	0.00	0.00	0.00	0.00	0.00
20-1920-001-000	Hunterdon Healthcare Found	0.00	0.00	0.00	0.00	0.00
20-1920-002-000	Special Olympics Unified Champ	0.00	0.00	0.00	0.00	0.00
20-1990-000-200	Misc. Rev. from Local Sources.	0.00	0.00	0.00	0.00	0.00
20-2100-000-000	Pride Grant	0.00	0.00	0.00	0.00	0.00
20-2200-000-000	Sustainable New Jersey	0.00	0.00	0.00	0.00	0.00
20-2200-001-000	Sustainable Jersey NJEA	0.00	0.00	0.00	0.00	0.00
20-2210-000-000	NJ Council Hum	0.00	0.00	0.00	0.00	0.00
20-3218-218-000	Preschool Education Aid	0.00	0.00	0.00	0.00	0.00
20-3218-218-001	Expansion PEA AID	910,778.00	0.00	910,778.00	818,294.40	92,483.60
20-3257-492-000	SDA Emerg. Needs & Cap. Maint.	0.00	8,202.00	8,202.00	8,202.00	0.00
20-4000-000-000	Other	0.00	0.00	0.00	0.00	0.00
20-4409-224-000	ARP-IDEA Preschool Grant Prog.	0.00	1,424.00	1,424.00	0.00	1,424.00
20-4411-231-000	Title I	29,972.00	16,672.00	46,644.00	30,175.00	16,469.00
20-4412-232-000	Title I Carryover	0.00	7,135.00	7,135.00	7,135.00	0.00
20-4419-223-000	ARP - IDEA Basic	0.00	16,701.00	16,701.00	16,701.00	0.00
20-4420-250-000	IDEA Basic	86,631.00	12,701.00	99,332.00	9,264.00	90,068.00
20-4421-251-000	IDEA Pre-School	0.00	4,215.00	4,215.00	2,257.00	1,958.00
20-4421-253-000	IDEA Carryover-Basic	0.00	30,258.00	30,258.00	30,258.00	0.00
20-4422-252-000	IDEA Carryover Pre School	0.00	3,252.00	3,252.00	3,252.00	0.00
20-4451-270-000	Title IIA	6,753.00	2,315.00	9,068.00	2,639.00	6,429.00
20-4452-271-000	Title IID	0.00	0.00	0.00	0.00	0.00
20-4453-272-000	Title II Carryover	0.00	2,591.00	2,591.00	2,591.00	0.00
20-4471-280-000	Title IV	8,500.00	1,500.00	10,000.00	5,983.00	4,017.00
20-4472-281-000	Title IV Carryover	0.00	3,112.00	3,112.00	3,112.00	0.00
20-4491-000-000	Title III	606.00	594.00	1,200.00	0.00	1,200.00
20-4492-000-000	Title III Carryover	0.00	0.00	0.00	0.00	0.00
20-4525-000-000	Race to the Top	0.00	0.00	0.00	0.00	0.00
20-4530-477-000	CARES Act	0.00	0.00	0.00	0.00	0.00
20-4532-479-000	CRF Grant	0.00	0.00	0.00	0.00	0.00
20-4535-484-000	CRRSA - Learning Accel. Grant	0.00	2,400.00	2,400.00	2,400.00	0.00
20-4536-485-000	CRRSA - Mental Health Grant	0.00	13,783.00	13,783.00	11,152.00	2,631.00
20-4540-487-000	ARP-ESSER	0.00	77,583.39	77,583.39	0.00	77,583.39
20-4541-488-000	ESSER-Accel Lrn Coach&Ed Sup	0.00	24,300.00	24,300.00	0.00	24,300.00
<b>Grand Totals</b>		<b>1,098,344.00</b>	<b>344,946.97</b>	<b>1,443,290.97</b>	<b>1,289,350.24</b>	<b>153,940.73</b>

**Minimum Expense General Ledger Report**

Fund 20 (Special Revenue Fund)

Expend. Account #	Account Title	Original Bgt	New App/Trnsf	Revised Bgt	Expenditures	Encumbrances	Avail Balance	Refunds
20-223-200-300	ARP-IDEA Basic Grant Program	0.00	16,701.00	16,701.00	16,701.00	0.00	0.00	0.00
20-224-200-600	ARP-IDEA Preschool Grant Prog.	0.00	1,424.00	1,424.00	0.00	0.00	1,424.00	0.00
Ungrouped Accounts		0.00	18,125.00	18,125.00	16,701.00	0.00	1,424.00	0.00
20-002-100-101	Special Olympics Stipends	0.00	0.00	0.00	407.33	0.00	(407.33)	0.00
Local Projects		0.00	0.00	0.00	407.33	0.00	(407.33)	0.00
20-218-100-101	Preschool Instruction Salaries	360,498.00	0.00	360,498.00	245,241.10	115,256.90	0.00	0.00
20-218-100-106	EXP PEA Other Instruction-Aide	175,000.00	0.00	175,000.00	89,454.94	85,545.06	0.00	0.00
20-218-100-321	EXP PEA Purch Prof - Edu Svcs	7,000.00	0.00	7,000.00	6,606.93	0.00	393.07	0.00
20-218-100-600	EXP PEA General Supplies	38,000.00	0.00	38,000.00	9,067.50	1,545.63	27,386.87	0.00
20-218-200-103	Salaries of Program Directors	43,008.00	0.00	43,008.00	39,810.32	3,197.68	0.00	0.00
20-218-200-104	Salary Other Pre staff	41,090.00	0.00	41,090.00	25,396.08	15,693.92	0.00	0.00
20-218-200-105	EXP PEA Sal of Sec/Assistant	12,880.00	0.00	12,880.00	11,636.52	1,243.48	0.00	0.00
20-218-200-110	EXP PEA Other Salaries	45,908.00	0.00	45,908.00	41,926.79	3,981.21	0.00	0.00
20-218-200-173	Facilitator/Coach	7,048.00	0.00	7,048.00	6,522.30	525.70	0.00	0.00
20-218-200-176	EXP PEA Sal of Master Teachers	2,000.00	0.00	2,000.00	0.00	0.00	2,000.00	0.00
20-218-200-200	Personal Services-Emp Benefits	165,030.00	0.00	165,030.00	82,065.77	69,473.77	13,490.46	13,490.46
20-218-400-731	EXP PEA Instr Equipment	53,420.00	0.00	53,420.00	19,223.85	5,775.00	28,421.15	0.00
20-218-400-732	EXP PEA Noninstructional Equip	15,000.00	0.00	15,000.00	12,069.77	0.00	2,930.23	212.96
Early Childhood Program Aid		965,882.00	0.00	965,882.00	589,021.87	302,238.35	74,621.78	13,703.42
20-231-100-100	Salaries	29,972.00	13,708.00	43,680.00	42,014.40	0.00	1,665.60	0.00
20-231-200-300	PURCH PROF/TECH SVS	0.00	3,500.00	3,500.00	0.00	0.00	3,500.00	0.00
20-231-200-610	Title I Supplies	0.00	6,599.00	6,599.00	617.34	0.00	5,981.66	0.00
Title I Improving Basic Programs		29,972.00	23,807.00	53,779.00	42,631.74	0.00	11,147.26	0.00
20-241-100-600	Instructional Supplies	606.00	594.00	1,200.00	1,200.00	0.00	0.00	0.00
Title III English Lang Enhancement		606.00	594.00	1,200.00	1,200.00	0.00	0.00	0.00
20-250-100-500	Other Purchased Services-IDEA	0.00	25,000.00	25,000.00	15,000.00	10,000.00	0.00	0.00
20-250-100-600	SUPPLIES	0.00	17,232.58	17,232.58	2,232.58	0.00	15,000.00	0.00
20-250-200-300	PURCH PROF/TECH SVS	86,631.00	(14,366.00)	72,265.00	24,522.50	25,477.50	22,265.00	0.00
20-250-400-731	Instructional Equipment	0.00	17,325.00	17,325.00	0.00	0.00	17,325.00	0.00
IDEA Part B		86,631.00	45,191.58	131,822.58	41,755.08	35,477.50	54,590.00	0.00
20-251-100-610	IDEA PS - SUPPLIES	0.00	1,215.00	1,215.00	1,131.58	0.00	83.42	0.00
20-251-200-300	IDEA PS - OTHER PUCH SVCS	0.00	3,000.00	3,000.00	3,000.00	0.00	0.00	0.00
20-251-200-600	Supplies and Materials-Support	0.00	3,252.00	3,252.00	1,377.52	0.00	1,874.48	0.00
IDEA Pre-School		0.00	7,467.00	7,467.00	5,509.10	0.00	1,957.90	0.00
20-270-100-100	Title IIA Salary	6,753.00	4,906.00	11,659.00	5,485.87	1,267.13	4,906.00	0.00
Title II -A Teacher Training		6,753.00	4,906.00	11,659.00	5,485.87	1,267.13	4,906.00	0.00
20-280-200-100	Title IV A-Salaries-Support	8,500.00	(3,305.00)	5,195.00	5,194.35	0.00	0.65	0.00
20-280-200-300	Title IV Part A Prof Tech	0.00	4,867.00	4,867.00	3,900.00	800.00	167.00	0.00
20-280-200-600	Title IV Part A Supplies	0.00	3,050.00	3,050.00	0.00	0.00	3,050.00	0.00
Title IV Drug Free Schools		8,500.00	4,612.00	13,112.00	9,094.35	800.00	3,217.65	0.00
20-001-100-610	Sustainable NJ NJEA Supplies	0.00	2,000.00	2,000.00	2,000.00	0.00	0.00	0.00
20-492-261-420	SDA Emerg. Needs & Cap. Maint.	0.00	8,202.00	8,202.00	3,400.00	4,802.00	0.00	0.00
Other State Proj		0.00	10,202.00	10,202.00	5,400.00	4,802.00	0.00	0.00
		0.00	111,976.00	111,976.00	111,976.00	0.00	0.00	0.00
20-484-100-100	CRRSA - Learning Accel Salary	0.00	2,400.00	2,400.00	2,400.00	0.00	0.00	0.00
20-485-100-600	Mental Instructional Supplies	0.00	352.00	352.00	351.44	0.00	0.56	0.00
20-485-200-100	CRRSA - Mental Health Salary	0.00	10,800.00	10,800.00	10,800.00	0.00	0.00	0.00
20-485-200-500	CRRSA - Mental Health Grant	0.00	2,631.00	2,631.00	1,128.00	0.00	1,503.00	0.00
CRRSA ACT-ESSER II Grant Program		0.00	128,159.00	128,159.00	126,655.44	0.00	1,503.56	0.00
20-487-200-400	ARP-ESSER Grant Program	0.00	67,083.39	67,083.39	0.00	67,083.39	0.00	0.00
20-487-200-500	ARP-ESSER Grant Program	0.00	10,500.00	10,500.00	3,534.56	5,985.53	979.91	0.00
ARP ESSER Grant Program		0.00	77,583.39	77,583.39	3,534.56	73,068.92	979.91	0.00
20-488-200-300	ESSER-Accel Lrn Coach&Ed Suppt	0.00	24,300.00	24,300.00	2,700.00	21,600.00	0.00	0.00
ARP ESSER Sub Accel Learn Coach Educ		0.00	24,300.00	24,300.00	2,700.00	21,600.00	0.00	0.00
<b>Grand Totals for fund 20:</b>		<b>1,098,344.00</b>	<b>344,946.97</b>	<b>1,443,290.97</b>	<b>850,096.34</b>	<b>439,253.90</b>	<b>153,940.73</b>	<b>13,703.42</b>

Pursuant to N.J.A.C. 6A:23A-16.10(c)3, I certify that as of the date of this report no budgetary line item account has encumbrances and expenditures which in total exceed the line item appropriation in violation of 6A:23A-16.10(a).

  
\_\_\_\_\_  
John Jennings, Business Administrator

6/10/22  
Date



**Interim Balance Sheet**

**ASSETS AND RESOURCES**

ASSETS			
101 Cash in checking account		\$	0.00
102-106 Other cash equivalents		\$	0.00
Total cash			\$ 0.00
111 Investments			\$ 0.00
114 Investment interest receivable			\$ 0.00
121 Tax levy receivable			\$ 0.00
Accounts receivable			
132 Interfund		\$	0.00
141 Intergovernmental - state		\$	0.00
142 Intergovernmental - federal		\$	0.00
143 Intergovernmental - other		\$	0.00
153 Other Accounts Receivable		\$	0.00
			\$ 0.00
Loans receivable			
131 Interfund		\$	0.00
151 Other Loans Receivable		\$	0.00
			\$ 0.00
199 Other current assets			\$ 0.00
RESOURCES			
301 Estimated revenues (from adjusted budget)		\$	531,750.00
302 Less: revenues collected or accrued		\$	(531,750.00)
			\$ 0.00
TOTAL ASSETS AND RESOURCES			\$ 0.00

**LIABILITIES AND FUND EQUITY**

LIABILITIES			
401 Interfund loans payable		\$	0.00
402 Interfund accounts payable		\$	0.00
411 Intergovernmental accounts payable - state		\$	0.00
412 Intergovernmental accounts payable - federal		\$	0.00
413 Intergovernmental accounts payable - other		\$	0.00
421 Accounts payable		\$	0.00
422 Judgments payable		\$	0.00
430 Compensated absences payable		\$	0.00
431 Contracts payable		\$	0.00
451 Loans payable		\$	0.00
481 Deferred revenues		\$	0.00
499 Other current liabilities		\$	0.00
Total liabilities		\$	0.00

FUND EQUITY

Appropriated:

753 Reserve for encumbrances - current year			\$	0.00	
754 Reserve for encumbrances - prior year			\$	0.00	
760 Other reserves			\$	0.00	
771 Designated Fund Balance			\$	0.00	
601 Appropriations		\$	531,750.00		
602 Less: expenditures	\$	531,750.00			
603 Less: encumbrances	\$	0.00	\$	(531,750.00)	\$
Appropriations less expenditures					\$
					0.00
Unappropriated:					
770 Fund Balance, July 1, 2021			\$	0.00	
303 Less: budgeted fund balance			\$	0.00	
Unappropriated fund balance					\$
					0.00
Total fund equity					\$
					0.00

TOTAL LIABILITIES AND FUND EQUITY

RECAPITULATION OF FUND BALANCE - CURRENT YEAR ACTIVITY

	Budgeted	Actual	Variance
Appropriations	\$ 531,750.00	\$ 531,750.00	\$ 0.00
Less: Revenues	\$ (531,750.00)	\$ (531,750.00)	\$ 0.00
Subtotal	\$ 0.00	\$ 0.00	\$ 0.00
Less: adjustment to appropriations for Prior Year Encumbrances	\$ 0.00	\$ 0.00	\$ 0.00
Total current year budgeted fund balance	\$ 0.00	\$ 0.00	\$ 0.00
Add: Unappropriated fund balance			\$ 0.00
Total of budgeted and unappropriated fund balance			\$ 0.00

**Revenues/Sources of Funds**

Acct Group	Group Title	Budgeted Est.	Transfers	Adj. Budget	Act to Date	Unrealized Under/(Over)
Recap	From Recap of Fund Balance	0.00	0.00	0.00	0.00	0.00
52xx	From Transfers	0.00	0.00	0.00	0.00	0.00
1xxx	From Local Sources	453,463.00	0.00	453,463.00	453,463.00	0.00
2xxx	From Intermediate Sources	0.00	0.00	0.00	0.00	0.00
3xxx	From State Sources	78,287.00	0.00	78,287.00	78,287.00	0.00
4xxx	From Federal Sources	0.00	0.00	0.00	0.00	0.00
5xxx	From Other Sources	0.00	0.00	0.00	0.00	0.00
<b>Grand Totals</b>		<b>531,750.00</b>	<b>0.00</b>	<b>531,750.00</b>	<b>531,750.00</b>	<b>0.00</b>

**Fund 40 (Debt Service Fund)**

Account Group	Group Title	Original Bgt	New App/Tmsf	Revised Bgt	Expenditures	Encumbrances	Avail Balance	Refunds
Debt Service-Regular		531,750.00	0.00	531,750.00	531,750.00	0.00	0.00	0.00
<b>Grand Totals for fund 40:</b>		<b>531,750.00</b>	<b>0.00</b>	<b>531,750.00</b>	<b>531,750.00</b>	<b>0.00</b>	<b>0.00</b>	<b>0.00</b>

**Revenues Summary**

Acct Group	Group Title	Budgeted Est.	Transfers	Adj. Budget	Act to Date	Unrealized Under/(Over)
Recap	From Recap of Fund Balance	0.00	0.00	0.00	0.00	0.00
40-1210-000-000	Local Tax Levy	453,463.00	0.00	453,463.00	453,463.00	0.00
40-3160-000-000	Type II Aid	78,287.00	0.00	78,287.00	78,287.00	0.00
<b>Grand Totals</b>		<b>531,750.00</b>	<b>0.00</b>	<b>531,750.00</b>	<b>531,750.00</b>	<b>0.00</b>

**Minimum Expense General Ledger Report**

**Fund 40 (Debt Service Fund)**

Expend. Account #	Account Title	Original Bgt	New App/Tmsf	Revised Bgt	Expenditures	Encumbrances	Avail Balance	Refunds
40-701-510-834	Interest on Bonds	116,750.00	0.00	116,750.00	116,750.00	0.00	0.00	0.00
40-701-510-910	Redemption of Principal	415,000.00	0.00	415,000.00	415,000.00	0.00	0.00	0.00
Debt Service-Regular		531,750.00	0.00	531,750.00	531,750.00	0.00	0.00	0.00
<b>Grand Totals for fund 40:</b>		<b>531,750.00</b>	<b>0.00</b>	<b>531,750.00</b>	<b>531,750.00</b>	<b>0.00</b>	<b>0.00</b>	<b>0.00</b>

Pursuant to N.J.A.C. 6A:23A-16.10(c)3, I certify that as of the date of this report no budgetary line item account has encumbrances and expenditures which in total exceed the line item appropriation in violation of 6A:23A-16.10(a).

  
 John Jennings, Business Administrator

  
 Date